


Hawker Brownlow Education Conference

It gives us great pleasure to welcome back the Hawker Brownlow Conference attendees. As the preferred accommodation provider Quest St Kilda Bayside have special corporate rates for all attendees of the Conference. Book early to eliminate disappointment.

Please follow the following easy steps to book your accommodation.

1. Go to www.queststkildabayside.com.au
2. In the 'Quick Booking' orange window located on the left hand side of your screen, click on [Client Login](#)



The image shows a 'Quick Booking' form with an orange background. The form includes the following fields and options:

- Destination:** Quest St Kilda Bayside
- Arrival Date:** 9 Sep 2013
- Departure Date:** 10 Sep 2013
- Adults:** 1
- Children:** 0
- Apartments:** 1

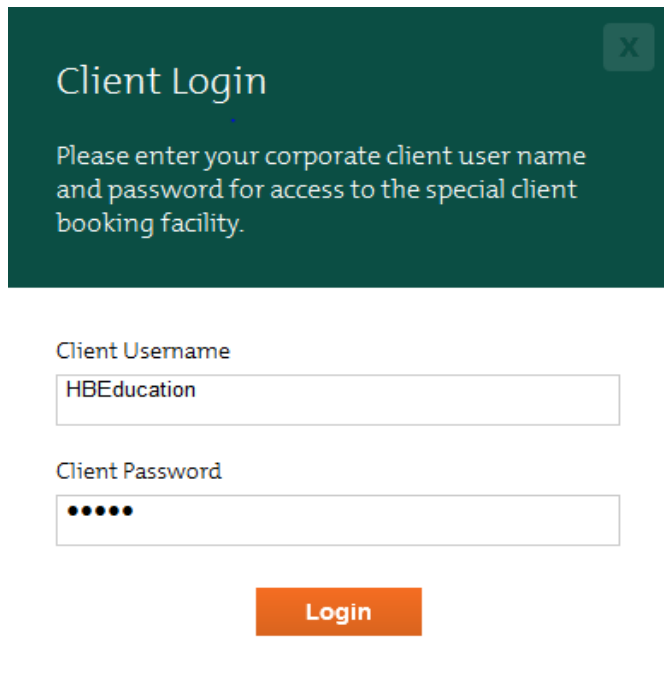
A prominent red button labeled 'Search Apartments' is located below the input fields. At the bottom of the form, there are two links: 'Client Login' and 'Cancellations'.

3. Enter the Hawker Brownlow Education corporate client login details:

Username - **HBEducation**

Password - **quest**

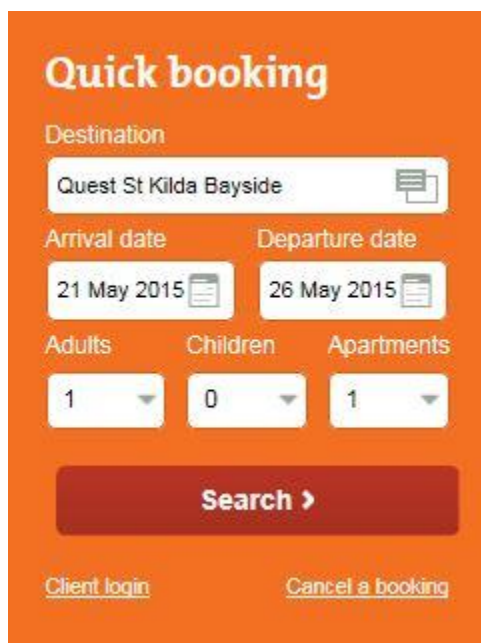
Click on [Login](#)



The screenshot shows a 'Client Login' form with a dark green header. The header contains the title 'Client Login' and a close button (X). Below the header, there is a message: 'Please enter your corporate client user name and password for access to the special client booking facility.' The form has two input fields: 'Client Username' with the value 'HBEducation' and 'Client Password' with five dots. Below the fields is an orange 'Login' button.

4. Select dates of the Conference or the dates you require accommodation and the number of Adults and the number of rooms required.


Click on [Search Apartments](#)



The screenshot shows a 'Quick booking' form with an orange background. The form has the following fields: 'Destination' with the value 'Quest St Kilda Bayside', 'Arrival date' with the value '21 May 2015', 'Departure date' with the value '26 May 2015', 'Adults' with the value '1', 'Children' with the value '0', and 'Apartments' with the value '1'. Below the fields is a dark red 'Search >' button. At the bottom of the form, there are two links: 'Client login' and 'Cancel a booking'.

5. Choose the room type you and dates you require. Run the curser over the dates to see specials.


Quest St Kilda Bayside



1 Bedroom Apartment Special Corporate [See Details](#)
Rate is based on a 4+ night stay.

MAY 2015					MAY 2015					JUN 2015				
21	22	23	24	25	26	27	28	29	30	31	01	02	03	04
THU	FRI	SAT	SUN	MON	TUE	WED	THU	FRI	SAT	SUN	MON	TUE	WED	THU
155	155	155	155	100										
ARRIVE					DEPART									

[Image Gallery](#) [Book >](#)
03 9593 9500



2 Bedroom Apartment Special Corporate - 2 Bedroom [See Details](#)
Rate is based on a 4+ night stay.

MAY 2015					MAY 2015					JUN 2015				
21	22	23	24	25	26	27	28	29	30	31	01	02	03	04
THU	FRI	SAT	SUN	MON	TUE	WED	THU	FRI	SAT	SUN	MON	TUE	WED	THU
230	230	230	230	150										
ARRIVE					DEPART									

[Image Gallery](#) [Book >](#)
03 9593 9500

6. Click on Book.

Please do not hesitate to contact me or our friendly staff on (03) 9593 9500 if you have any questions regarding reservations, bedding configuration, arrival time, and even for breakfast and dinner arrangements at nearby restaurants with charge back facilities.

We look forward to welcoming you.

Kind regards

Alvaro Caceres
Franchisee
Quest St Kilda Bayside