

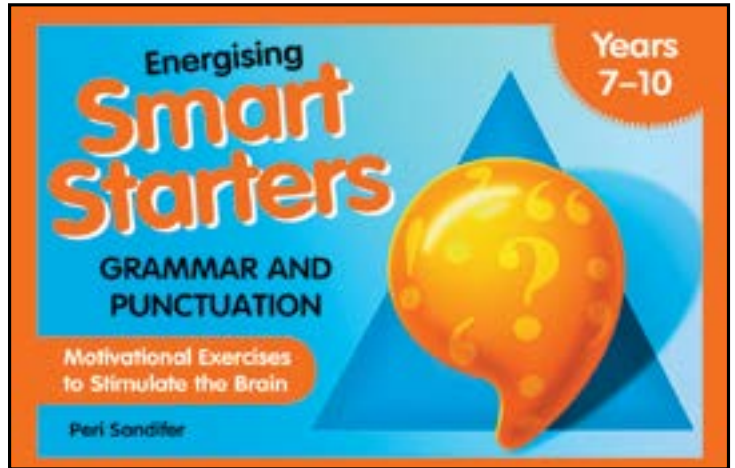
# Smart Starters



## Motivational Exercises to Stimulate the Brain

### What is a Smart Starter?

A Smart Starter changes “extra” moments in a classroom setting into teachable moments. They are designed to take short amounts of time. However, Smart Starters are NOT short on substance. The Smart Starters in this series of books are packed full of great ideas to encourage students to practise and polish different skills in different subjects and learning areas.




*Smart Starters - Science*

SKILL: Constellations

### Lions, Scorpions, Dragons & Crabs

Constellations are groups of stars that create shapes or patterns. Ancient stargazers gave names to eighty-eight different constellations. Here is a quick way to make replica of a constellation.

1. Get a piece of black paper. Cut a 20-cm square.
2. Use chalk to draw a 10-cm circle.
3. Choose a familiar constellation. Study its pattern. Pay attention to the different sizes of the stars in the constellation.
4. Use chalk to draw the constellation in the circle. Mark circles for the stars.
5. Use a needle, pin or paper clip to poke holes for each star in the constellation. Poke larger holes for the larger stars.
6. Get a coffee tin or other large tin. Remove both ends.
7. Use a rubber band to fasten the black paper over one end of the can.
8. Go to a dark room. Shine a torch through the bottom of the can so the light passes through the black paper. Project the constellation onto the ceiling.



50

INA2025 • 9781765050201 • © 2018 Hawker Brownlow Education

### Why use Smart Starters?


They're energising! They're stimulating! They're fun! They nudge students to focus on a specific type of writing while “waking up” tired minds. They require students to make use of previously acquired knowledge and skills. Because of their short length, they ensure quick success and quick rewards – thus inspiring confidence and satisfaction for the learners.

*Smart Starters - Grammar and Punctuation*

skill: Describing Words

### Picture It!

Using adjectives can be creative and fun. Help students create concrete poems by “drawing pictures” with words. Instead of using lines to draw a cat, simply use descriptive words written in the shape of the cat. Challenge students to create a concrete poem using only adjectives.



© 2018 Hawker Brownlow Education • 9781765050205 • INA2025







21

### When are Smart Starters used?

As their name suggests, they are good for igniting learning. Instead of the slow move into a class period, lesson or school day, a Smart Starter quick-starts the action. Each one warms up the brain with a sparkling challenge. Students also need this kind of spark at times other than the beginning of the day or class period. Use a Smart Starter anytime there is a lull, or anytime students need a break from a longer activity. They work effectively to stimulate thinking at the beginning, end or middle of a class period, or any other time you can squeeze in an extra ten minutes.

## Books in the Series

\$15.95  
EACH

-  Grammar and Punctuation
-  Vocabulary
-  Writing Prompts
-  Humanities and Social Sciences
-  Pre-Algebra
-  Science



