

## Table of Contents

<b>Introduction</b> .....	4
<b>Charlotte's Web</b> <i>by E. B. White</i> .....	7
<b>James and the Giant Peach</b> <i>by Roald Dahl</i> .....	28
<b>Alexander and the Terrible, Horrible, No Good, Very Bad Day</b> <i>by Judith Viorst</i> .....	44
<b>Amelia Bedelia</b> <i>by Peggy Parish</i> .....	60
<b>How to Eat Fried Worms</b> <i>by Thomas Rockwell</i> .....	75
<b>Ramona the Pest</b> <i>by Beverly Cleary</i> .....	91
<b>Answer Key</b> .....	104

**NOTE:** This resource is designed to accompany the books listed above. To obtain maximum benefit from the activities, you may want students to read the books themselves or you may choose to read them aloud to your class.


**FAVORITE CHARACTER MEMORY BOOK** can be made by stapling together 12 sheets of paper. After each book unit, the children may select one character to receive the Favorite Character Award from page 21 or 59. They may color the award, fill in the information and paste the award in their award book.

On the opposite side of the paper, the children can draw and color a picture of their favorite character. A cover can be made to complete the book.

The Favorite Character Book will provide very enjoyable memories for the children in the future.

# CRITICAL THINKING for Charlotte's Web

by E.B. White







Mr. Arable has decided to kill the runt of a pig's litter. But his daughter Fern becomes so upset at this prospect that he decides to give her the runt to raise as a pet. She does, and names her new pet Wilbur. Later, when Wilbur is sold to Mr. Zuckerman, he learns from his barnyard friends that he will eventually be killed and used for food. He cries for help and is heard by a kindly spider named Charlotte. She spins words in her web to convince Mr. Zuckerman that Wilbur is a "terrific," very special pig. After several of Charlotte's words and a country fair prize, Zuckerman is convinced, and Wilbur's life is saved.

# CHARLOTTE'S WEB

## Story Pictures

Here are four pictures of things that happen in the story. Color each picture and cut it out. Decide which picture should come first, second, third, and fourth. Paste the pictures in order on a piece of paper.




## Who would say a thing like that?

Cut out these word "bubbles." Match them with the characters who *might* say them. Paste the word bubbles over the blank bubbles next to the characters.

Children, be quiet-iet-iet. Listen to Wilbur-ilbur-ilbur!

I want blood for dinner!



But I really don't want to die! There is so much to see and do! Save me!


This fair was made for rats! Look at that old, half-eaten hot dog and mashed banana! Yum!

It isn't fair to kill Wilbur just because he was born little.

COMPREHENSION: Activity 1

### Main Events

These are pictures of Wilbur with friends who helped to keep him from being killed. Write a sentence that tells how each friend helped Wilbur.



Your sentence: \_\_\_\_\_  
\_\_\_\_\_  
\_\_\_\_\_



Your sentence: \_\_\_\_\_  
\_\_\_\_\_  
\_\_\_\_\_