

# Contents

<b>Introduction</b> .....	4	12. Ordering possums.....	28
About This Book .....	4	13. Going around Australia game .....	28
Thinking Skills & Individual .....		14. Possum game .....	28
Differences .....	5	15. Possum flip .....	28
Six Thinking Hats .....	6	<b>Technology</b> .....	<b>50</b>
KWL .....	8	1. Home for a possum .....	50
Possum Facts .....	10	<b>Science</b> .....	<b>54</b>
Making Predictions .....	11	1. Invisible writing .....	54
Describing a Possum .....	12	<b>Health and P.E.</b> .....	<b>55</b>
<b>English</b> .....	<b>13</b>	1. Possums in the trees .....	55
1. What a possum sees at night .....	13	2. Feelings .....	56
2. Compare and contrast the possum and the koala.....	13	3. Healthy possum kebabs .....	56
3. Mixed up animals .....	13	4. Possum face biscuits .....	57
4. Making judgments.....	13	<b>Art</b> .....	<b>60</b>
5. Label the parts.....	13	1. Party hats .....	60
6. Word study .....	14	2. Wet paper and dry pastels.....	61
7. The story .....	14	3. A good place for a possum .....	61
8. Possum book.....	14	4. Puppet possums .....	62
<b>Maths</b> .....	<b>26</b>	<b>Drama and Music</b> .....	<b>65</b>
1. What did they say?.....	26	1. Imagine you are a possum .....	65
2. Copy the pattern .....	26	<b>Caring for a hurt possum</b> .....	<b>67</b>
3. Money recognition.....	26	<b>Going further</b> .....	<b>67</b>
4. What goes where?.....	27	<b>Related resources</b> .....	<b>68</b>
5. What do we have? .....	27	<b>Comments</b> .....	<b>69</b>
6. What do you think?.....	27		
7. Help the possum get home.....	27		
8. Possum jigsaw .....	27		
9. Colour that many .....	27		
10. Who am I? .....	27		
11. Who got the party food?.....	28		





# Introduction

## About This Book

Teachers of today have the important task of planning classroom experiences that are imaginative and motivating.

They need practical units of work which engage children in enriched learning experiences that are meaningful to them.

'Literature and Learning' is a resource book which provides such material for classroom teachers.

The material in this book is designed to encourage children to develop a keen interest in Australian animals and their environments.

Students investigate topics such as habitats, possum needs and how the possum's special features influence the way they move and live.

We begin by using the shared story book, 'Possum Magic' by Mem Fox as a springboard for planning, teaching and learning experiences. The activities relate ideas to the children's own knowledge and experiences.

Active learning involving the children making models of possum homes and cross age tutoring activities, including children writing invisible messages, are particular features.

The activities involve the children as learners – as creative and critical thinkers, beginning to express their own ideas and presentations.

It extends learning through integrating curriculum areas such as English, S.O.S.E., L.O.T.E. Science, Physical Education, Art and Technology

This framework provides for a large range of learning outcomes.

A variety of groupings are used, ranging from small co-operative groups to individual and whole class groupings. These groupings allow for the development of social skills.

To allow for the enrichment of children's thinking skills, we have used the models of Edward De Bono's Six Thinking Hats, Blooms Taxonomy and Howard Gardner's Multiple Intelligences theory.



# English

## **A** Activity 1: What the Possum Sees at Night

- i. Photocopy BLM 1 per child
- ii. Discuss the things that a child would see outside at night. What would a possum see at night?
- iii. Give out the sheets and explain the activity.
- iv. Children start work.

## **B** Activity 2: Compare & Contrast the Possum and the Koala

- i. Photocopy one copy of BLM 2A per child OR give the children a piece of paper already folded into 3 making 6 spaces.
- ii. Ask the children to think about possums and koalas.
- iii. Draw the worksheet on the blackboard.
- iv. Ask the children to compare a possum and a koala, telling you one similarity.
- v. Write up the children's answers on the board.
- vi. Using a couple of the children's suggestions, show the class how to do the worksheet.
- vii. Give out sheets and children start work.
- viii. Ask the children to contrast a possum and a koala, using BLM 2B.

## **D** Activity 3: Mixed up Animals

- i. Photocopy BLM 3 and BLM 4 copy of each per child.
- ii. Show the worksheets to the children.
- iii. Tell the children that the animals have become mixed up and that the children have to put them back together again in the right order.
- iv. Explain that the page of animals is cut up and then the animals are pasted the right way on the other page.
- v. Demonstrate with one animal.
- vi. Give out sheets. Children start work.

## **B** Activity 4: Making Judgments

- i. 1 copy of BLM 5 per child.
- ii. Children circle the correct answer.

## **B** Activity 5: Label the parts of the possum

- i. Photocopy 1 sheet of BLM 6 and 7 for each child.
- ii. Discuss the activity.
- iii. Read the word at the bottom of the sheet together.

NOTE: To make the activity very clear for the children, a baby possum is shown peeping out of the mother's pouch. It is a fact however, that baby possums DO NOT peep out of the pouch at all.

- iv. Children cut out the words and paste them in the correct boxes on the sheet.
- v. Children can colour in the page when they have finished the cut and paste.

BLM 1


# What a Possum Sees at Night

Read the words:

moon




stars



trees




moths



possums



Write the words and draw the picture:

What a possum sees at night	
moon	
s	
t	
m	
p	

# Mixed up Animals

The animals are mixed up. Cut them out and paste them on the spaces on the other page to make them right again. Draw in a background and trace over their names.

