

LITERATURE ACTIVITIES

NURSERY RHYMES

Written by Dianna Sullivan

Illustrated by Nedra Pence

Table of Contents

Introduction	3
Humpty Dumpty	4
Jack and Jill.....	10
Baa, Baa, Black Sheep	17
Hickory, Dickory Dock.....	25
Three Little Kittens	32
Little Bo-Peep.....	40
Peter, Peter, Pumpkin Eater	48
Little Boy Blue	56
Old Mother Hubbard	66
Little Miss Muffet	75
Little Jack Horner	82
Mary, Mary, Quite Contrary.....	88

Introduction

Literature Activities employs a multi-sensory approach to learning based on twelve popular children's nursery rhymes. This book incorporates a variety of activities to meet the needs and learning styles of young children. Many follow-up suggestions are listed and include the following:

(1) Extended Activities

- finger plays
- games, songs, and poems
- creative movement
- field trip suggestions
- choral reading
- skipping rope rhymes
- questioning techniques
- gross motor activities
- dramatic play
- cooking

(2) Art Activities

- stencils
- puzzles
- mobile
- mosaics
- chalk prints
- woven place mats
- tie die
- crayon resist
- wax crayon rubbings
- marbled paints


(3) Pencil and Paper Activities

- mazes
- counting
- matching like pairs
- sequencing
- categorizing
- hidden pictures
- rhyming
- dot to dot
- tracing
- coloring by shapes, numbers


Special Note:

Because some art projects in this book may present too much coloring for young children, the following options may be helpful.

- Outline the character.
- Color only certain items, e.g. the hat and shoes; specify which colors to use.
- Duplicate pattern pieces onto colored paper.
- Have children work as a group to complete one project.
- Glue fabric scraps, paper, glitter, beans, etc. to decorate a project.



Humpty Dumpty




*Humpty Dumpty sat on a wall,
Humpty Dumpty had a great fall;*


*All the King's horses, and all the King's men
Couldn't put Humpty Dumpty together again.*

Suggested Activities


Humpty Dumpty Eggs: Cook eggs until they are hard-boiled. Now color the eggs with permanent markers. Glue on wool hair. Add colored paper strips for legs and arms. Fold the leg and arm strips back and forth for the "accordion look". Make four black circles for hands and feet.




Humpty Dumpty Tube Puppet: Attach an icy pole stick or tongue depressor to the inside of a toilet paper tube. Duplicate the Humpty Dumpty character pieces (pages 5-6) onto white paper. Color and cut out the pieces. Attach the pieces to the outside of the toilet paper roll. Have the children recite the rhyme holding their puppets.




Sing "Humpty Dumpty": Beall, Pamela and Susan Nipp. *Wee Sing Nursery Rhymes and Lullabies*. Available through Hawker Brownlow Education.



Egg and Egg Dishes: Consult your recipe book for egg dishes. Try eggs prepared the following ways—devilled, hard-boiled, soft-boiled, in an omelette, poached or in foods.



Choral Reading: Children enjoy reciting nursery rhymes in these forms: (1) whole group recites all the lines together, (2) girls recite one line, the boys the next and vice versa.

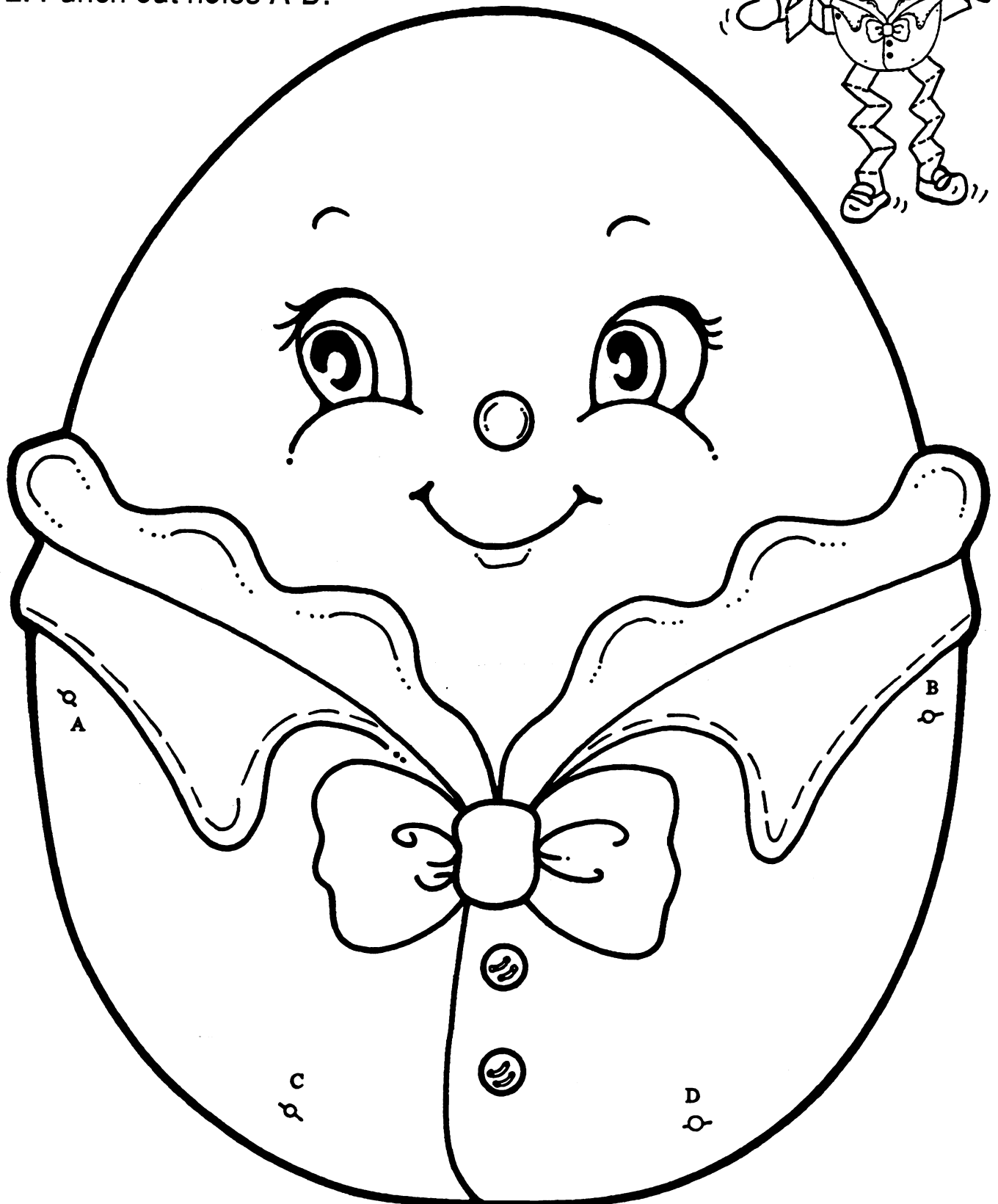



Name _____

Humpty Dumpty

Humpty Dumpty

1. Color and cut out egg character on pages 5 and 6.
2. Punch out holes A-D.



Name _____

Humpty Dumpty

Humpty Dumpty

Attach egg character's arms and legs to body matching the letters.
Fold arms and legs back and forth accordion-style.

