

Table of Contents

The Giving Tree by <i>Shel Silverstein</i>	7
Sarah, Plain and Tall by <i>Patricia MacLachlan</i>	24
Dear Mr. Henshaw by <i>Beverly Cleary</i>	37
Bridge to Terabithia by <i>Katherine Paterson</i>	52
The Secret Garden by <i>Frances Hodgson Burnett</i>	66
Island of the Blue Dolphins by <i>Scott O'Dell</i>	81
Answer Key	96

NOTE: This resource is designed to accompany the books listed above. To obtain maximum benefit from the activities, you may want students to read the books themselves or you may choose to read them aloud to your class.

FAVORITE CHARACTER MEMORY BOOK can be made by stapling together 12 sheets of paper. After each book unit, the children may select one character to receive the Favorite Character Award from page 22. They may color the award, fill in the information and paste the award in their award book.


On the opposite side of the paper, the children can draw and color a picture of their favorite character. A cover can be made to complete the book.

The Favorite Character Book will provide very enjoyable memories for the children in the future. Also, a Character Profile Sheet is included on page 23 to be used with any of the stories.

The Giving Tree

by *Shel Silverstein*

The boy and the tree are friends. They do many things together and both are happy. As the boy grows older, he spends less time with the tree. But the boy wants things. The tree gives of itself to the boy: apples for money, branches for a house, even its trunk for a boat — until just a stump remains. No longer needing anything from the tree, the boy leaves. The tree becomes lonely, missing the boy. In his old age, the boy returns, needing only a place to sit and rest. The tree gives again, happy to have the boy near once more, sitting on its stump.




SCRAMBLED SENTENCES

★ Here are five sentences about things that happen in the story. But, the sentences are not in order.

★ Write the sentences in the order that they happen in the story.

- ➔ Boy cuts tree trunk to make a boat.
- ➔ Boy sits down and rests.
- ➔ Boy plays "King of the Forest."
- ➔ Boy gathers apples to sell.
- ➔ Boy uses branches to build a house.



First: _____

Second: _____


Third: _____

Fourth: _____


Fifth: _____

MAIN EVENTS

These are pictures of the giving tree. Write a sentence that describes the feelings of the tree in each picture.




Your sentence: _____



Your sentence: _____

IF . . .

1. If you had a giving tree in your back yard, what would it look like? Draw a picture of your giving tree.



A large rectangular area with a decorative border of small dots, intended for drawing a picture of a giving tree.

2. What could this tree give to you? _____

3. What is one thing you would want from your giving tree?

Why? _____
