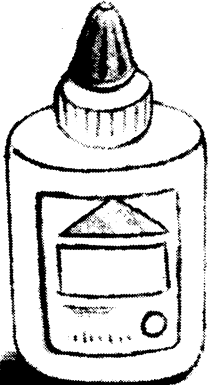


TOOLS FOR PAPER

Draw a line from the picture to the word that tells what it does.



type

cut

measure

paint

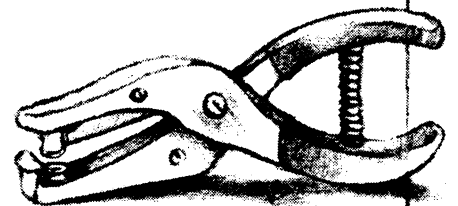
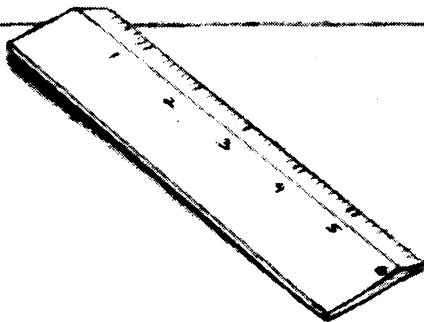
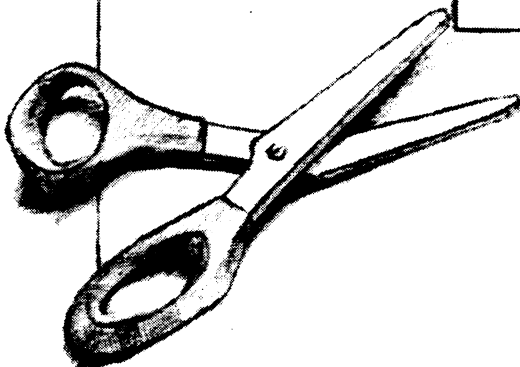
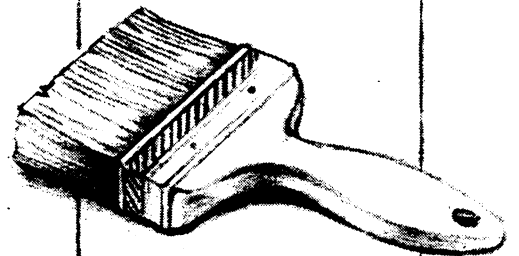



staple

tie

write

punch

glue



Put these words together so that they say something nice about you.

SMART AM ALWAYS I _____.

DIRECTION WORDS

Direction words are words that tell you what to do.
Here are some of the direction words that you will find in this book:



Now do this:

1. Read each direction word to yourself.
2. Find 3 more words in this book that tell you what to do.
3. List the words that you find.
4. Underline the word *circle* in the list at the top.
5. Circle the word *underline* in the list at the top.

Do this with your partner:

1. Read all the directions before you begin.
2. Find 3 words for colors in this book.
3. List the color words that you find.
4. Underline the *very last* word in this book.
5. Circle the *very first* word you can find in this book.

write your lists here

Now make up five directions and have your partner try them:

1. Read _____

2. Find _____

3. List _____

4. Underline _____

5. Circle _____

FAVORITE SANDWICH

Directions tell us how to make things. You can write a set of directions that will tell someone how to make a sandwich you would like to eat. Answer these questions so you will know just what you want to write.

What will you need?
FOOD



Do you need to do anything very carefully?

Write your directions here.

Now write directions for making the most horrible tasting sandwich you can imagine.
