

# Welcome to Big Projects for Little Hands: Dinosaurs

This 54-page book is filled with exciting projects, done on a larger scale, for young children who like to think big! Many of the projects can be used for fun and creative play after your child has created them. The activities are designed for children between the ages of three and eight, with varying levels of difficulty. Parents may feel just as compelled to share in the happy hours of creating and playing.

## Contents

How to Use This Book . . . . . iii

Safety Guidelines . . . . . iv

### Dinosaurs

Fun Books and Websites . . . . . 1

Tyrannosaurus Rex Hangman . . . . . 2

Dinosaur Dig . . . . . 6

Poem Pictures . . . . . 8

'I'm Hungry!' Tyrannosaurus Rex Game . . . . . 10

Paper Collage . . . . . 12

Plywood Dinosaur Park . . . . . 14

Dinosaur Biscuit Cake . . . . . 16

Plastic Apatosaurus . . . . . 18

Papier-mâché Dinosaurs . . . . . 20

Cracked Dinosaur Eggs . . . . . 24

Deck of Dinosaurs . . . . . 26

Long-Neck Growth Chart . . . . . 28

Foam Fossils . . . . . 30

Long-Neck Dinosaur Delight . . . . . 32

Garbage Bag Puppet . . . . . 34

Fossil Biscuits . . . . . 36

### Colouring In and Stand-up Dinosaurs

Tyrannosaurus Rex and Apatosaurus . . . . . 38

Diplodocus and Protoceratops . . . . . 39

Stegosaurus and Triceratops . . . . . 40

Stand-up Dinosaur Patterns . . . . . 41

Cretaceous Period . . . . . 53

Jurassic Period . . . . . 54

Editor: Erin Byrne  
Designer: Susana Siew-Demunck  
Originally published by Teacher Created Materials  
Republished in Australia by:

**HAWKER BROWNLOW**  
**E D U C A T I O N**

P.O. Box 580, Cheltenham  
Victoria, Australia 3192  
Phone: (03) 9555 1344 Fax: (03) 9553 4538  
Toll Free Ph: 1800 33 4603 Fax: 1800 15 0445  
Website: <http://www.hbe.com.au>

© 2000 Teacher Created Materials  
© 2002 Hawker Brownlow Education  
All rights reserved  
Printed in Australia  
ISBN 1 74025 564 X  
Code #30210

This work is copyright. Apart from any fair dealings for the purposes of private study, research, criticism or review, or permitted under the copyright act, no part may be reproduced by any process without written permission. Enquiries should be made to the publisher.



# Poem Pictures

## Materials

- Newspaper, large roll of wrapping paper or large piece of cardboard
- Textas and crayons
- Writing paper
- Pencil

## Let's Do It

- Write a poem or story about your favourite dinosaur.
- Draw a large outline of the dinosaur your poem is about.
- Use textas to write your poem or story around the outline of the dinosaur you have created.
- Colour in the dinosaur and give your poem picture a title.

## More Ideas

Create a scrapbook for pictures and poems. Use an ordinary scrapbook and take poems that you have written, or poems that you like, and draw a picture outline to go with them. Then copy the poem around the picture.

Create a poem about a fierce, meat-eating tyrannosaurus rex. If you can't draw an outline of one, find a picture on the Internet or in a colouring book that you can cut out and write around.

Write a poem that follows a word pattern, for example:

\_\_\_\_\_

noun

\_\_\_\_\_

adjective                  adjective

\_\_\_\_\_

verb                          verb                          verb

\_\_\_\_\_

four-word descriptive phrase

\_\_\_\_\_

noun

# Poem Pictures



Apatosaurus

isn't


found. Apatosaurus

the biggest

dinosaur

liked to eat and

eat, but don't give her a piece of meat.



the biggest dinosaur ever found.

one of the

ground. She was

and shook the ground

along. She stomped

and didn't say please.

She wanted leaves and different trees. She took




# Tyrannosaurus Rex


# Apatosaurus

Colour these dinosaurs in your favourite colours.

12 metres long  
Late Cretaceous



21 metres long  
Late Jurassic





# Jurassic Period (205 million to 138 million years ago)

Colour the picture below and make up an oral story about your dinosaurs. Where could they be hiding?

