

LITERATURE ACTIVITIES for YOUNG CHILDREN

Art Projects – Skill Building Activities – Plot Summaries

Written by Dianna Sullivan

Illustrated by Nedra Pence

Table of Contents

Introduction and Special Note	2
The Bad-Tempered Lady Bird <i>by Eric Carle (Penguin)</i>	3
The Tale of Peter Rabbit <i>by Beatrix Potter (Penguin)</i>	14
Spot Goes to the Farm <i>by Eric Hill (Penguin)</i>	23
The Very Busy Spider <i>by Eric Carle (Penguin)</i>	30
Where's Wally? <i>by Martin Handford (Random Century)</i>	36
Rosie's Walk <i>by Pat Hutchins (Penguin)</i>	43



Copyright © 1990
TEACHER CREATED MATERIALS, INC.
Copyright © 1992
HAWKER BROWNLOW EDUCATION
Printed in Australia
ISBN 1 86299 756 X

The purchaser of this publication has permission to make limited photocopies of student activities for the specific needs of his/her class only. WARNING: The publisher's copyright expressly forbids any individual or school from making additional copies to be used in other schools or by other individuals.

Introduction

Literature Activities for Young Children employs a multi-sensory approach to learning based on popular children's books. This book incorporates a variety of activities to meet the needs and learning styles of young children. Many follow-up suggestions are listed and include the following:

(1) Extended Activities

- finger plays
- games, songs and poems
- creative movement
- choral reading
- questioning techniques
- gross motor activities
- dramatic play
- show 'n' share ideas

(2) Art Activities

- stencils
- puzzles
- mosaics
- salt dough
- sponge/glue resist paintings
- tie-dyeing
- wax crayon rubbings
- tissue overlays

(3) Seatwork

- mazes
- counting
- matching
- sequencing
- hidden pictures
- dot-to-dot
- tracing
- upper and lower case letters

Special Note:

Because some art projects in this book may present too much coloring for young children, the following options may be helpful.

- Outline the character.
- Color only certain items, e.g. the hat and shoes; specify which colors to use.
- Duplicate pattern pieces onto colored paper.
- Have children work as a group to complete one project.
- Glue fabric scraps, paper, beans, etc. to decorate a project.

The Bad-Tempered Lady Bird

by Eric Carle

Summary




At 5 o'clock in the morning a bad-tempered lady bird lands on a green leaf already occupied by a sweet-tempered lady bird who offers to share aphids on the leaf. The bad-tempered lady bird refused to share and challenges the sweet-tempered lady bird to a fight. The bad-tempered lady bird decides the sweet lady bird is not big enough for him to fight. Then the sweet lady bird challenges the bad-tempered lady bird to fight someone bigger. The bad-tempered lady bird feels this is a fine idea and challenges several increasingly larger animals throughout the day. Of course, the bad-tempered lady bird concludes that each animal is still not big enough for him to fight. The bad-tempered lady bird is tired, wet, and hungry after his long day; however he is no longer bad tempered.

Suggested Activities

Learning About Lady Birds: Talk about and show pictures of: (1) larva, pupa, adult insect, (2) color of lady birds, (3) lady bird's food, (4) shapes of lady birds, (5) types of lady birds.

Animal Lotto: Make a lotto gameboard (one per child) by dividing paper into four squares. Make game cards the same way as the gameboard but cut the four squares apart. Reproduce two sets of the animal pictures on pages 12 and 13 onto white paper. Color and cut around the pieces. Glue one animal picture to a gameboard and the identical animal picture to a playing card. Fill up the squares on the gameboards and individual cards. Give each child a gameboard. Shuffle all the cards and place them face down in a pile. Children take turns drawing the cards. If the animal card matches an animal on the playing board, place the card "face up" on the gameboard. If the animal does not match any of the animals on the gameboard, return it to the bottom of the card pile. The first child to fill up his or her gameboard wins the game.

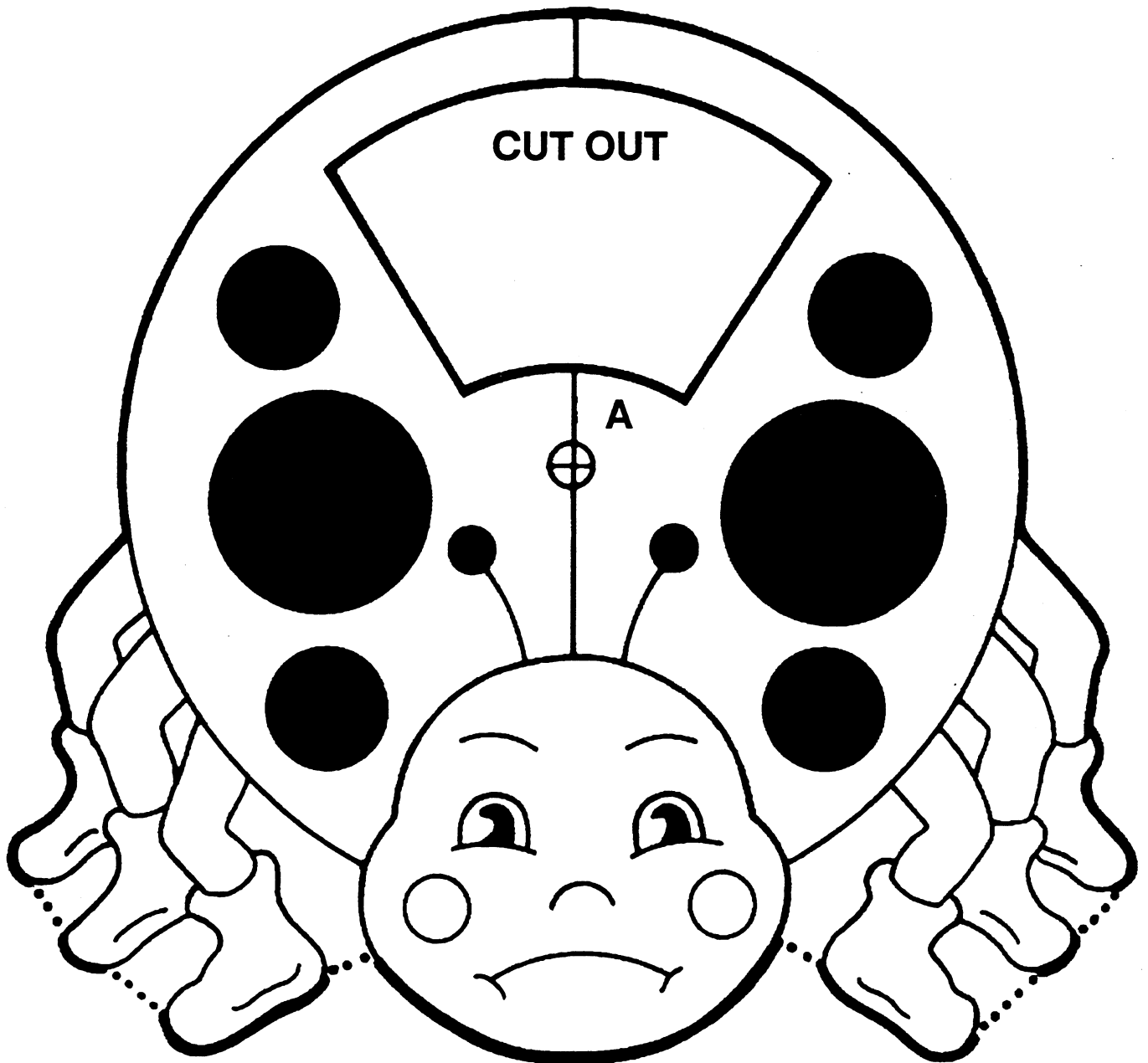
Insect Mobile: Draw or cut out pictures of insects from magazines, catalogues, and newspapers. Glue the picture onto colored paper. Cut around the insect pictures. Hang pictures from a coat hanger with string or wool.



Name _____

The Bad-Tempered Lady Bird

1. Color and cut out pieces on pages 4 and 5.
2. Cut out the space on the lady bird's body.



Name _____

The Bad-Tempered Lady Bird *(continued)*

3. Fasten the wheel behind the lady bird with a paper fastener through holes A and B. The pictures will show through the lady bird's body as the wheel is turned.

