

TABLE OF CONTENTS

ACTIVITY	Page	ACTIVITY	Page
Places Everybody	2	Shape Formation	20
Name That Digit!	3	A Picky Situation	21
Skill Builders 1	4	Skill Builders 4	22
Mighty Match	5	It's All in the Eyes	23
Building Numbers	6	It Figures	24
Number Sense	7	This Is Shaping Up	25
Tough Twenties.....	8	Tip the Scales	26
The I's Have It	9	Willoughby at the Post Office	27
Skill Builders 2	10	Skill Builders 5	28
Subtraction Magic	11	Puzzle Fun	29
Card Capers	12	What Happened to You?	30
Do You Follow?	13	Puzzler	31
For the Chill of It	14	You're Testing Me.....	32
Ant Tracks	15	For the Taste of It	33
Skill Builders 3	16	Skill Builders 6	34
Home Perimeter	17	Choices	35
Coin Tricks	18	When in Rome.....	36
Highs and Lows	19	We're at the Movies.....	37

Dear Student,

Welcome to *AfterMaths*[™], a program that allows you to explore mathematics. Inside this book are 36 activities. In these activities, you will play maths games, conduct experiments, solve problems, and perform 'maths magic.'

AfterMaths is designed to allow you to work alone, with a partner, or in a small group. You will try a variety of activities. By doing these activities, you will develop your maths skills and look at maths in new ways. You also will find that maths is part of your everyday life.

Some activities use skills that you already know. Other activities add to known skills. Still other activities provide challenges. The goal is always to have fun and to learn at the same time.

A famous man named Galileo once said that mathematics is the alphabet in which the universe was created. So, enjoy the activities and begin learning that 'alphabet.'

You may want to have materials such as the following on hand: pencils and erasers, scratch paper, a calculator and a ruler.

This *AfterMaths* book was prepared for students by Christopher Forest.

Designed by Jamie Ruh.

HAWKER BROWNLOW
E D U C A T I O N

ISBN 1 86401 583 7

Code #3700

©1999 Hawker Brownlow Education

Originally published by Curriculum Associates, Inc.

No part of this book may be reproduced by any means
without written permission from the publisher.

All Rights Reserved. Printed in Australia.

SKILL BUILDERS I

Language of Numbers

Write the number from the box that is related to each word or phrase.

- | | | | |
|--------------------|-------|--------------------|-------|
| a. triplets | _____ | e. a year | _____ |
| b. a decade | _____ | f. solo | _____ |
| c. a dozen | _____ | g. love | _____ |
| d. a score | _____ | h. pentagon | _____ |

0 1 3 5 10 12 20 365

Common Numbers

Tell what the numbers in each box have in common. They may be similar in more ways than one.

26 20
 28
 22 27

Group 1:

9 24
 18 12 21

Group 2:

11 2
 5
 13 7

Group 3:

When 6 + 5 Equals 9



Below are six lines. Add five straight lines, going in any direction, to make nine.



SKILL BUILDERS 3

You Can Do It

Which of these watering cans holds more water? _____



a.



b.



c.

Chiming In

The town clock chimes at the start of every hour—one chime for each hour of time. It also chimes once at each quarter of the hour. What is the next number of chimes you'll hear after the clock reaches these times:

1. 11:59 _____

2. 4:03 _____

3. 1:40 _____

4. 1:46 _____

What a Square

Work with a partner. On a piece of graph paper, draw as many different rectangles as you can that each take up 18 boxes. The rectangles should not overlap. How many rectangles could you and your partner make?

Coinage

Name the coins described.

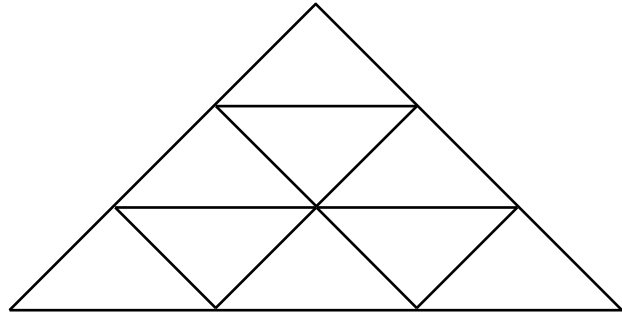
1. These are 3 coins that add up to 20¢. _____
2. There are 13 coins on a table. There are 3 different types of coins. Of the coins, 11 are the same. Together, the coins add up to \$1.35. _____

3. There are 2 coins on the table, and they add up to 30¢. One coin is not a 10¢ coin. What are the coins? _____

SKILL BUILDERS 4

Triangle Tease

How many triangles can you find? _____
Number each triangle.



✂✂✂ Angling It Out ✂✂✂

On another piece of paper, trace Figure One, and cut it out. Then make a single cut into Figure One so that its pieces can be rearranged to form Figure Two. On the figures below, draw broken lines to show where you cut.

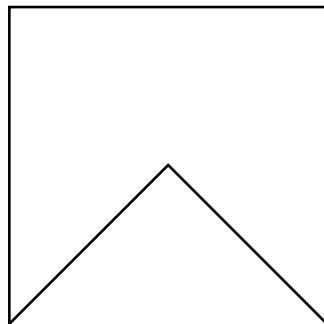


Figure One

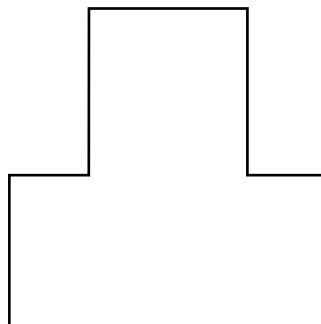


Figure Two

Many Sides

Make a list of as many five-sided shapes as you can think of. (Think about shapes found outdoors as well as indoors).

SKILL BUILDERS 6

Your Starting Lineup

Below are the heights of twelve players on the Mayberry High School boys' basketball team. Each member will be given a jersey number based on his height. The lowest number will go to the shortest member of the team. The highest number will go to the tallest member. Give the correct number to each player.




- | | | |
|-----------------|--------------------|------------------|
| ● Scott: 172 cm | ● Cam: 174 cm | ● Blaine: 181 cm |
| ● Ben: 173 cm | ● Kyle: 166 cm | ● Zach: 175 cm |
| ● Mikel: 168 cm | ● Daniel: 172.5 cm | ● Will: 184 cm |
| ● Brad: 169 cm | ● Steve: 177 cm | ● Byron: 178 cm |

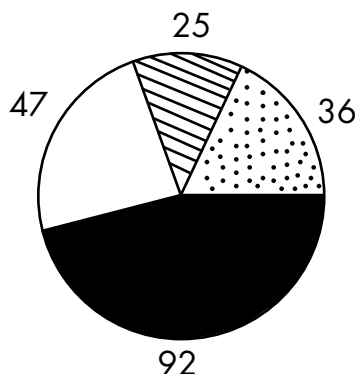
- | | | |
|-----------|-----------|------------|
| #1: _____ | #5: _____ | #9: _____ |
| #2: _____ | #6: _____ | #10: _____ |
| #3: _____ | #7: _____ | #11: _____ |
| #4: _____ | #8: _____ | #12: _____ |

The Pies Have It

Study this circle graph and answer the questions.

Students' Favourite Pies

-  Blueberry
-  Apple
-  Apricot
-  Pumpkin



- Which is the favourite pie? _____
- Which is the second-favourite pie? _____
- How many students took part in the survey? _____
- How many students chose pumpkin pie as their favourite? _____
- How many students did not choose blueberry pie as their favourite? _____