


Contents

Introduction	4	Counting Number Sets 1 to 12	
General Directions	4	Rainbow Eggs Baskets	114
Activity Use	4	Numeral Recognition 1 and 12	
Playing Directions		Firefly Lights	119
Trail Game Playing Directions	5	Polka-Dot Ponies Lotto	124
Match Board Playing Directions	6	Carnival Clown Bingo	130
Dominoes Playing Directions	7	Turtle Dominoes	136
Pocket Game Playing Directions	8	Numerical Order 1 to 12	
Bingo Playing Directions	9	Zebra Zippers	140
Lotto Playing Directions	10	Great Goose	145
Clothespin Match-ups Playing Directions	11	Peek-a-boo Penguins	151
Clothespin Wheel Playing Directions	12	Number Word Recognition 1 to 12	
Fill-ins Playing Directions	13	Peek-a-boo Roos	156
Dot-to-Dot Playing Directions	14	Dancing Dragons	160
Concentration Playing Directions	15	Telling Time	
Counting Number Sets 1 to 10		Peek-a-boo Fish	165
It's Tea Time	16	Sneaky Snakes	171
Candy Heart Dominoes	21	Early Math	
Turtle Shell Lotto	25	Frogs on Logs	176
Peek-a-boo Pandas	30	Shuffle Board Sharks	180
Numeral Recognition 1 to 10		Counting to 100	
Busy Bees	35	Whistling Whales	184
Firefly Fiesta	40	Whale Counters	190
Butterfly Wings	45	Folder Handles	192
A Spider's Adventure	50		
Numerical Order 1 to 10			
Peek-a-boo Monkeys	55		
Polka-Dot Turtles	60		
Poppin' Popcorn	65		
Marvelous Mouse	69		
Fabulous Fish	74		
Number Word Recognition 1 to 10			
Cheese and Crackers	79		
Panda Lotto	83		
Tumbling Turtles	88		
Koala King Bingo	93		
Rubber Duck Dominoes	99		
Cupcake Lotto	104		
Ladybugs and Leaves	109		



Introduction

FolderGames for Numbers presents activities to enrich beginning math skills for young learners in easy-to-make-and-use file folder set-ups. The folders can be used with individual children, small cooperative groups, in learning centers, or with families at home.

The activities in FolderGames for Numbers help to motivate and strengthen early math concepts and skills in an enjoyable and stimulating format. Games assist children in mastering basic math skills. The activities focus on helping children to understand the relationship between number sets and numerals, to work on time-telling skills, and to count from small quantities up to 100. Children will practice recognizing number words, counting number sets, and sequencing number sets and numerals. A variety of hands-on responses, including placing objects, clipping on clothespins, and connecting the dots, keep the children actively engaged.


Each FolderGames activity includes the file folder layout and the activity to be duplicated, easy directions for assembly, and simple directions for use.

General Directions

Use sturdy colored file folders for the FolderGames folders. Duplicate the inside file folder set-up, the illustration for the folder cover, and any game pieces. Color all parts with felt pens, colored pencils, or crayons. Then trim and cut out. Glue the file folder set-up to the inside of the folder and the illustration to the outside front. Glue any loose patterns, such as markers or cards, onto oak tag for extra-sturdiness. Color and laminate. Cut out or trim as necessary to complete construction. Buttons or other small objects may be used for markers that are not provided. Glue a manila envelope with a clasp to the back of the file folder for games that include loose parts. Some games, such as Butterfly Wings, include non-matching cards. Non-matching cards challenge children to differentiate matches from non-matches. Patterns throughout the book can have multiple uses. For instance, make Concentration card decks using game card patterns.

Activity Use

Have the children take out any loose parts from the envelope and open the file folder on the work area. Instruct the children on how to play the game. Have the children replace any loose parts in the envelope after play. Store the folders in a file basket. Pages 5-15 provide additional information for particular activities.



Tumbling Turtles

Matching Number Sets and Number Words 1-10



two

two

two

one

three

four

nine

six

The End











eight

Move your turtle to the space with the matching numeral.

Tumbling Turtles


Matching Number Sets and Number Words 1-10

Reproduce, color,
and cut apart
two sets of cards.



Koala King Bingo

Matching Number Sets and Number Words 1-10



Assembly

Reproduce, cut out, and glue a set of oak tag handles (p. 192) to a standard-size file folder. Option: Decorate each handle with a copy of the crowns shown above. Reproduce, color, and cut out the “Koala King Bingo” patterns. Mount Bingo boards on colored construction paper, then laminate. Glue the cover art to the front of the folder. Glue two envelopes to the inside of the folder for Bingo board, token, and card storage. Option: Reproduce, cut out, and glue the Bingo Playing Directions to the back of the folder. Note: Wipe-off markers or crayons can be also be used to color in matches.

Tokens

Reproduce crown tokens for players to use as markers.

