


CONTENTS

	PAGE
Impressions	1
Working with Wood	2
Painting	3
Glue Prints	4
Abstract Collage	5
Wearable Art	6
Build a Family Portrait	7
Continuous Line	8
Appliqué	9
Clumps.....	10
Maypole Dance	11
Unknown Contraption	12
Pinhole Camera	13
Baked Masks	14
Necklet.....	15
Art with a Message	16
Shadow Puppets	17
Paper Construction	18
Art/chitecture	19
Gift Wrapped Treats	20
Pop-ups	21
Origami	22
Video	23
Rock Carving	24
Design Making	25
Jewellery	26
Photocopier Art	27
Window	28
Weaving.....	29
Set Design.....	30
Crazy Critters	31
Totem.....	32

WEAVING

Design and build a loom from a wooden box or an old picture frame.



Weave a hanging entitled either:

"Coast, farm and forest"

or

"Field, suburb and city".

Use string or wool for the warp and materials gathered from the outdoors for the woof or weft.

IMPRESSIONS

1

Choose one word from list one.

Combine it with one from list two and create a three dimensional expression of the word pair in any materials you can find.


Be adventurous

List 1

sharp
glistening
swinging
twirling
balanced
shimmering
delicate
dancing
curved
pastel
raucous
wispy

List 2

machinery
boxes
forms
lights
spirals
tapestry
dancers
totem
mobile
symphony
cascade
petals




SHARP
SPIRALS


When it is finished you may wish to photograph your work from various angles and create a montage with the photos to accompany the piece.

WORKING WITH WOOD


- 1 Draw a picture onto a piece of soft timber, e.g. pine.



- 2 Use a hammer and the blunt end of a nail to dent your picture into the wood.



- 3 Sand away the area left raised to the level of that which is dented.



- 4 Soak the wood in water and watch the relief sculpture form as the wood expands.

