


CONTENTS

	Page
<hr/> Unit 1: Writing Sentences <hr/>	
Completing Comparison/Contrast Sentences	1
Combining Comparison/Contrast Sentences	2
Completing Cause/Result Sentences	3
Combining Cause/Result Sentences	4
<hr/> Unit 2: Writing Explanatory Paragraphs <hr/>	
Using Examples	5
Writing with Examples	6
Writing Definitions I	7
Writing Definitions II	8
Describing the Contents of a Time Capsule	9
Explaining Observations	10
Writing Introductory Paragraphs I	11
Writing Introductory Paragraphs II	12
Designing a New Gadget	13
Describing a New Gadget	14
Writing an Autobiography	15-16
Explaining the Use of an Object	17
Writing to Explain	18
<hr/> Unit 3: Writing to Compare and Contrast <hr/>	
Comparing and Contrasting Two Articles	19
Writing to Compare and Contrast Two Articles	20
Comparing and Contrasting Two People	21
Writing to Compare and Contrast Two People	22
Comparing and Contrasting Two Creatures	23
Writing to Compare and Contrast Two Creatures	24
Comparing and Contrasting in Social Studies	25
Writing to Compare and Contrast in Social Studies	26
<hr/> Unit 4: Writing Problem/Solution Paragraphs <hr/>	
Inventing Solutions I	27
Inventing Solutions II	28
Defining a Problem	29
Explaining Solutions to a Problem	30
Writing a Guided Problem/Solution Paragraph	31
Writing about a Current Problem	32

CONTENTS (Continued)

	Page
<hr/> Unit 5: Writing Letters <hr/>	
Recognizing Parts in a Friendly Letter	33
Writing a Friendly Letter	34
Writing a Letter of Advice	35
Writing a Letter of Explanation	36
Writing a Letter to an Author	37
Writing a Business Letter	38
Writing a Business Letter to Request an Interview	39
Writing a Business Letter to Request Information	40
<hr/> Unit 6: Writing Book Reports <hr/>	
Planning a Book Report on a Biography	41
Writing a Book Report on a Biography	42
Planning a Book Report on Character Differences	43
Writing about Character Differences	44
Analyzing Character Traits	45
Finding Alternative Solutions	46
<hr/> Unit 7: Writing Newspaper Articles <hr/>	
Comparing Eyewitness Accounts	47
Writing Eyewitness Accounts	48
Organizing Facts for a News Feature	49
Writing a News Feature	50
Organizing Facts for a Sports Article	51
Writing a Sports Article	52
Planning a Restaurant Review	53
Writing a Restaurant Review	54
<hr/> Unit 8: Proofreading <hr/>	
Proofreading for Spelling Errors	55
Proofreading for Sentence Fragments	56
Proofreading Newspaper Copy	57
Proofreading a Paragraph	58
Answer Key	59-60

Name _____



Completing Comparison/Contrast Sentences

Comparison sentences show how two ideas are alike. Contrast sentences show how two ideas are different. Ideas that are alike or different can be combined into one sentence by connecting the ideas with signal words.

Comparison Signal Words:
also, as, compare,
contrast, same

Contrast Signal Words:
although, but, however,
on the other hand, yet

Directions: First circle the signal word in each sentence. Then complete the sentence. The first one has been done for you.

1. The movie was filled with adventure, but I thought it was boring. _____

2. Although the electricity went out, _____

3. The children were terrified of ghosts; yet, _____

4. My sister and I are very similar, but _____

5. I would love to visit Disneyland; on the other hand, _____

6. Fluoride in water helps prevent cavities, just as _____


7. Jeff always comes late; however, _____

8. It was Saturday morning, but _____

9. I like my younger brother; also, _____

10. Tennis is my favorite sport; on the other hand, _____

Name _____



Combining Comparison/Contrast Sentences

You know that comparison sentences point out likenesses with words such as **also**, **as**, and **same**. You know, too, that contrast sentences use words like **although**, **but**, and **yet** to point out differences. Combine each of the following two sentences into one good comparison/contrast sentence. Remember to use the signal words listed on page 1.

1. The storm dumped two hundred and fifty centimetres of rain in the town north of us. We got eighty centimetres.

2. The Iroquois Indians of North America built their houses from birch trees and young saplings. The Plains Indians preferred to use the hides of buffaloes for their shelters.

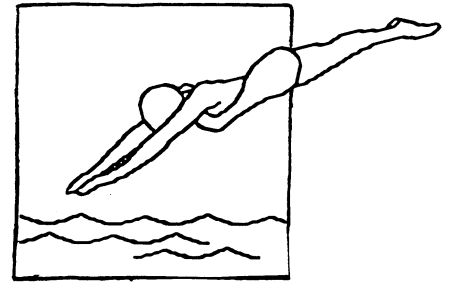
3. The twins look exactly alike. They have different personalities.

4. My mother has curly black hair. I have curly black hair.

5. Fruit is good for your health. Vegetables are good for you.

6. It was cold inside the house. It was cold outside.

Name _____



Using Examples

We can use examples to help make our ideas clear to the reader. Below are several statements. Write an example that explains each one. Be sure to write in complete sentences. The first one has been done for you.

1. Diving into shallow water can be dangerous. For instance, last year my friend dived into a shallow pool and could have broken her neck. Luckily she only bumped her head.

2. Baby sisters and brothers are cute, but they can also be pests. For example, _____

3. Writing a good paragraph takes a lot of time. _____

4. There is always confusion at our dinner table. _____

5. My brother cannot live without TV. _____
