

Table of Contents

Chapter 1: Short and Long Vowels	4
Activity Pages	5
Chapter 2: Initial Consonants	15
Activity Pages	16
Chapter 3: Initial Blends	19
Activity Pages	20
Chapter 4: Initial Digraphs	25
Activity Pages	26
Chapter 5: Phonetic Parts: sc, sch, kn (silent k), wr (silent w), chr.	31
Activity Pages	32
Chapter 6: Regular Vowel Combinations: ee, ay, ai, ea, oa	37
Activity Pages	38
Chapter 7: Irregular Vowel Combinations: ea, ie, ow, aw, au, ew	43
Activity Pages	44
Chapter 8: Final Consonants	51
Activity Pages	52
Chapter 9: Final Blends: ld, lt, mp, nk, nd, nt	57
Activity Pages	58
Chapter 10: Final Digraphs: sh, ph, gh	64
Activity Pages	65
Chapter 11: Final Phonetic Parts: st, ng, ch, ck, ll, gn (silent g), b (silent b).	68
Activity Pages	69
Chapter 12: Medial Vowels and Consonants	76
Activity Page	77
Chapter 13: Murmur Diphthongs: ar, er, ir, or, ur	78
Activity Page	79
Chapter 14: Diphthongs: oy, oi	80
Activity Page	81
Chapter 15: Vowel O (love)	82
Activity Page	83
Answer Key	84

To Teachers

Phonics presents a unique approach to introducing the sounds of the consonants, vowels, and blends to young children by integrating science, social studies, and fine arts activities.

Concepts are illustrated with fun pictures that will capture the imagination. After coloring the concept pages, they can be saved and assembled into books which the children can take home.


The activity pages include puzzles, mazes, coloring activities, cut and paste projects, and games. These pages focus on the basic phonics skills needed for young children to learn to read.

The important thing to remember is to focus on the celebration of learning each phonetic sound. Make each activity fun and a real celebration! Make it your goal to have each student “own” every sound introduced as she celebrates phonics with her animal friends!




Short Vowels

When a word or syllable has only one vowel and it comes at the beginning or between two consonants in the same syllable, the vowel usually makes a sound that is called short.



Long Vowels



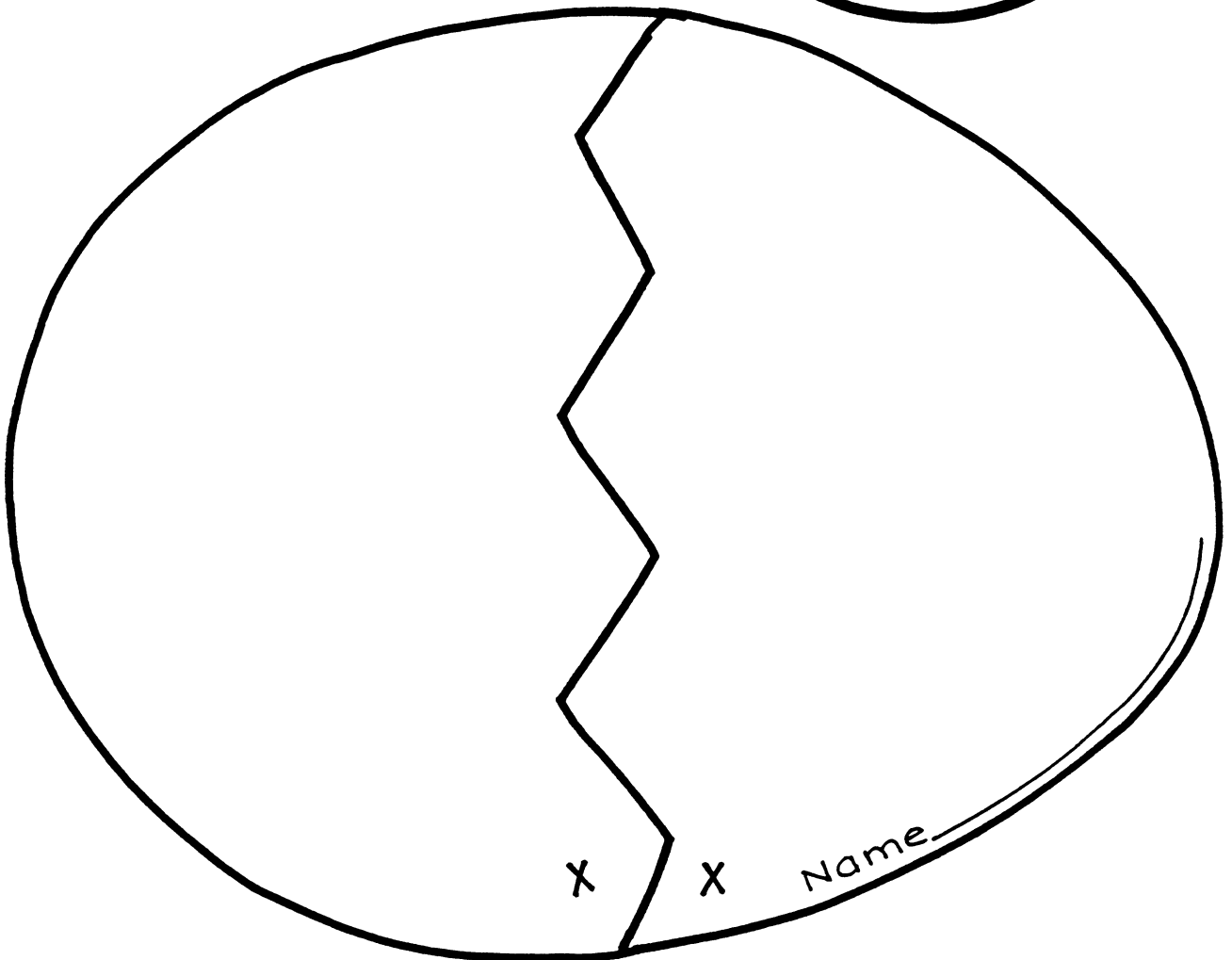

When a one-part word or syllable has two vowels, the first one is usually long and the second one is silent. A long vowel makes a sound like its name.

Name _____

Start at the Beginning


Directions:

1. Make a copy of this page on heavy paper or lightweight cardboard.
2. Color and cut out the pattern pieces.
3. Overlap the two egg halves at the X's.
4. Push a brad through the X's on the egg.
5. Place the dinosaur behind the egg.
6. Push the brad through the X on the dinosaur. Spread the brad apart at the back.
7. The baby will pop up when you open and close the egg and show you 3 short A words.



Initial Consonants

Consonants are all of the letters of the alphabet that are not vowels. Only "Y" can be a consonant or a vowel.



Initial consonants begin words.
Example: "B" is the initial
consonant in *boy*.