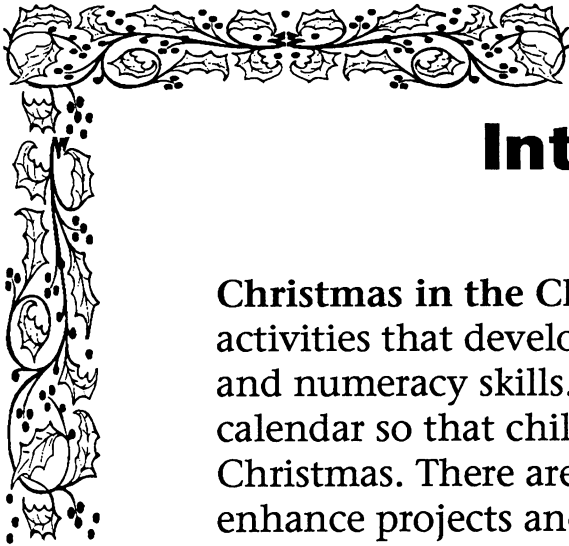


# Contents

Heavenly Word Hunt .....	5
Who Did It? .....	6
Santa's List.....	7
Little Helpers .....	8
Christmas Riddles .....	9
Word Bank .....	10
Bookmarks—Gifts for Readers .....	11
December News.....	12
Spelling Words .....	13
Creative Writing Topics .....	14
Reindeer Round-up .....	15
Under the Christmas Tree.....	16
Holiday Fun.....	17
Hanukkah Crossword.....	18
Book Report .....	19
Christmas Tree Maths .....	20
Weather Chart .....	21
Recipe .....	22
Picture Match .....	23
Santa's Surprise! .....	24
Snowflakes.....	30
Christmas Wreaths.....	31
Decorate the Tree .....	32
Happy New Year!.....	33
Jolly Snowmen .....	34
Holly Berries .....	35
Candy Canes .....	36
Gift Surprise .....	37
Ringling Bells .....	38
Bright Stars .....	39
Holiday Candles .....	40
Advent Calendar .....	41
December Clip Art .....	49
Gift Tags .....	61
Holiday Borders.....	62
Calendar .....	63
December Record Form.....	64
Awards .....	65
Answer Key .....	66






# Introduction

**Christmas in the Classroom** provides cross-curricular activities that develop and extend children's literacy and numeracy skills. It also includes an Advent calendar so that children can count down the days to Christmas. There are reproducible clip art images to enhance projects and gifts as well as student awards and record forms.

The Open Worksheets enable teachers to create activities which are suited to their own classroom needs. Teachers simply fill in each page with a specific skill and add directions. These worksheets are found on pages 30-40 and can be used for creative writing projects, language arts and maths exercises. It is recommended that teachers first photocopy the Open Worksheet, fill in the details, then photocopy the activity for classroom use. In this way the master copy can be reused.

These activities can be used by the whole class or by individual students in class, in learning centres or for homework assignments.





# Heavenly Word Hunt

Find these words in the puzzle below. Look across and down, forwards and backwards, for each word. Circle the words when you find them.



angel            ornament  
tinsel            sharing  
jingle            carols  
gift                wrap  
tree                star




a l t f a e n r n i r j s c  
w a n i e r i y i t f i g h  
s y e k n s t g n i n n r i  
b d m d l p p s y n l g t e  
s h a r i n g t r s b l r c  
x a n g e l c a d e f e e h  
p a r w s c a r o l s i e l  
c t o v w x h b r c i t v r





# Christmas Riddles

Up on the rooftop,  
Ho! Ho! Ho!  
Little red suit  
And a beard of snow.  
Who am I? (Santa)



Use these riddles  
along with flannel  
board figures.  
They are an excellent  
way to teach  
inference to young  
children.

White as can be,  
I can't run or play.  
When the sun comes out,  
I melt away.  
What am I? (snowman)




It's almost Christmas.  
I'm busy as a bee.  
I help Santa make  
All the toys, you see.  
What am I? (elf)



Ribbons of stripes,  
Red and white,  
Great to eat,  
A real delight.  
What am I? (candy cane)




I have branches  
And needles too,  
Toys all around,  
All shiny and new.  
What am I? (tree)



I come your way  
Before Christmas Day.  
Merry Christmas  
Is what I say.  
What am I? (Christmas  
card)



Under the tree  
Is where I'll be.  
Wrapped in paper,  
Fun to see.  
What am I? (present)



# Creative Writing Topics

- 
- 
1. The Holiday Surprise
  2. Christmas in the Jungle
  3. Why Santa Wears Red
  4. The Best Gift of All Was ...
  5. The Magic Christmas Tree
  6. I Knew a Snowman Who ...
  7. One Day, It Snowed So Much ...
  8. When Father Time Missed New Year
  9. The Case of the Disappearing Christmas Tree
  10. When Cupid Fell in Love

