

Table of Contents

What Machine Measures Time? (Hour: introduction)	4–5
A Clock Is a Clock (Relating standard and digital times)	6–7
What’s the Time? (Telling time to the hour)	8–9
Halfway Around the Clock (Half-hour: introduction)	10–11
Tortoise and Hare Race! (Telling time to the half-hour)	12–13
Half an Hour Power (Half-hour intervals)	14–15
Give Me ‘Five’ (Five-minute intervals: introduction)	16–17
What a Time With Chiggles! (Telling time in five-minute intervals)	18–19
What a Mess! (Sequencing five-minute intervals)	20–21
Quarters of an Hour (Writing time for the quarter-hours)	22–23
Quarter-Hour Clues (Recognising the concept of a quarter-hour)	24–25
Bubble Fun! (Recognising the quarter-hours)	26–27
Just a Minute! (One minute: introduction)	28–29
Time Travel (Elapsed time in minutes)	30–31
Time for School (Elapsed time in hours)	32–33
Early, Late or On Time? (Concept of punctuality)	34–35
What’s in a Week? (Sequencing days of the week)	36–37
All the Year Long (Months of the year: introduction)	38–39
What Is Money? (Explaining the concept of money)	40–41
Fives, Tens and Twenties (five, ten and twenty-cent coins: review)	42–43
Let’s Count! (Adding five, ten and twenty-cent coins)	44–45
Mystery Coins! (Adding and subtracting cents)	46–47
Spending Money is Subtracting (Subtraction of money)	48–49
A Shop Story (Adding and subtracting money)	50–51
Let’s Make Change (Making change: introduction)	52–53
Buying Power (Adding money for purchases)	54–55
Let’s Go to the Holiday Sale! (Determining sufficient funds for purchase)	56–57
Meet the Dollar (Dollar: introduction)	58–59
Dollars and Cents (Combining dollars and cents)	60–61
Let’s Estimate (Estimating with money)	62–63
Help-at-Home Activities	64



What Machine Measures Time?

Use these words with the clock to fill in the blanks:
circle hands 12 face 6

This machine works all day and all night.
We never turn it off.

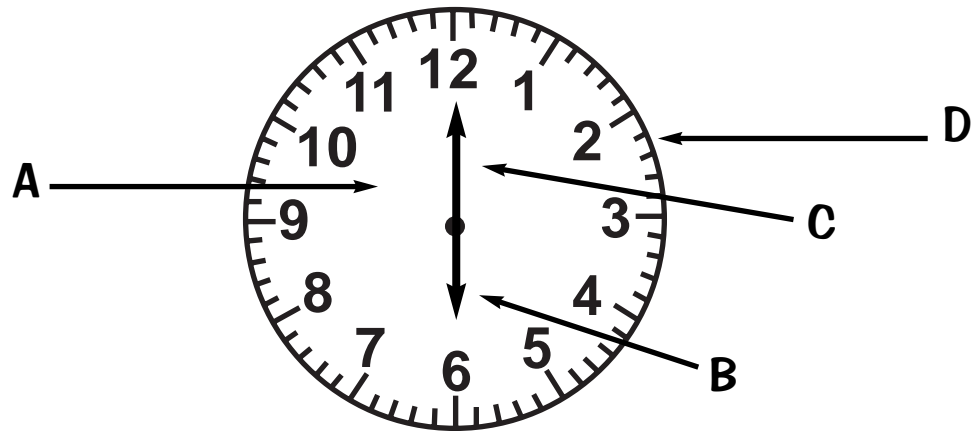
It has a _____ (A).
but no eyes and no nose!

It has _____ (B, C), but no fingers.

The little hand (B) is pointing to _____ .

The big hand (C) is pointing to _____ .

This machine is shaped like a _____ . (D)




This machine is called a _____






What do clocks do best?


Find out! Write down each time. Fill in the blanks at the bottom with the letter that matches each time.




L




I




E




M




E



T



L



T

10:00

7:00

2:00

5:00

11:00

1:00

4:00

9:00






A Clock Is a Clock!








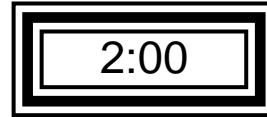

Clocks come in every shape and size, but they all do the same thing. They tell time.

Circle the kinds of clocks you have seen.







Draw a line to each matching time.






What's the Time?

Mark eats breakfast at ____ : ____ .



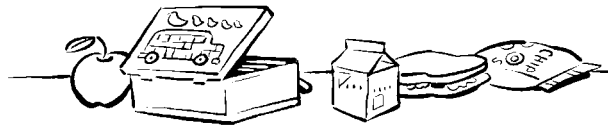
What time do you eat breakfast? ____ : ____ .

Pedro goes to school at ____ : ____ .




What time do you leave for school? ____ : ____ .

Pam's lunch recess starts at ____ : ____ .



What time does your lunch recess start? ____ : ____ .

Sue's school day ends at ____ : ____ .



What time does your school day end? ____ : ____ .

