


Table of Contents


Counting 0–12	4–5
Number Order 0–12	6–7
Addition Facts 0–5	8–9
Subtraction Facts 0–5	10–11
Addition Facts 6–10	12–13
Subtraction Facts 6–10	14–15
Number Families 0–10	16–17
Addition Facts 11–18	18–19
Subtraction Facts 11–18	20–21
Problem Solving: Addition and Subtraction.....	22–23
Place Value	24–25
Greater than, Less than	26–27
Column Addition	28–29
Ordinal Numbers	30–31
Counting by 2s	32–33
Counting by 5s	34–35
Counting by 10s	36–37
Money: Dollars, Counting by 1s	38–39
Money: Cents, Counting by 5s	40–41
Money: Cents, Counting by 10s	42–43
Money: Cents, Counting by 5s, 10s and 20s.....	44–45
Problem Solving: Money	46–47
Time: Hour	48–49
Time: Half-hour	50–51
Geometry	52–53
Graphing	54–55
2-digit Addition and Subtraction	56–57
Problem Solving: 2-digit Addition and Subtraction	58–59
Measurement	60–61
Fractions	62–63
Fractions	64–65
Fractions	66–67
Logic	68


1 = 2 3 + = 1 + 2 3


A Peach of a Count


Count the number of peaches on each tree.
Write the number on the line.



















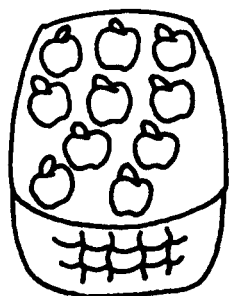

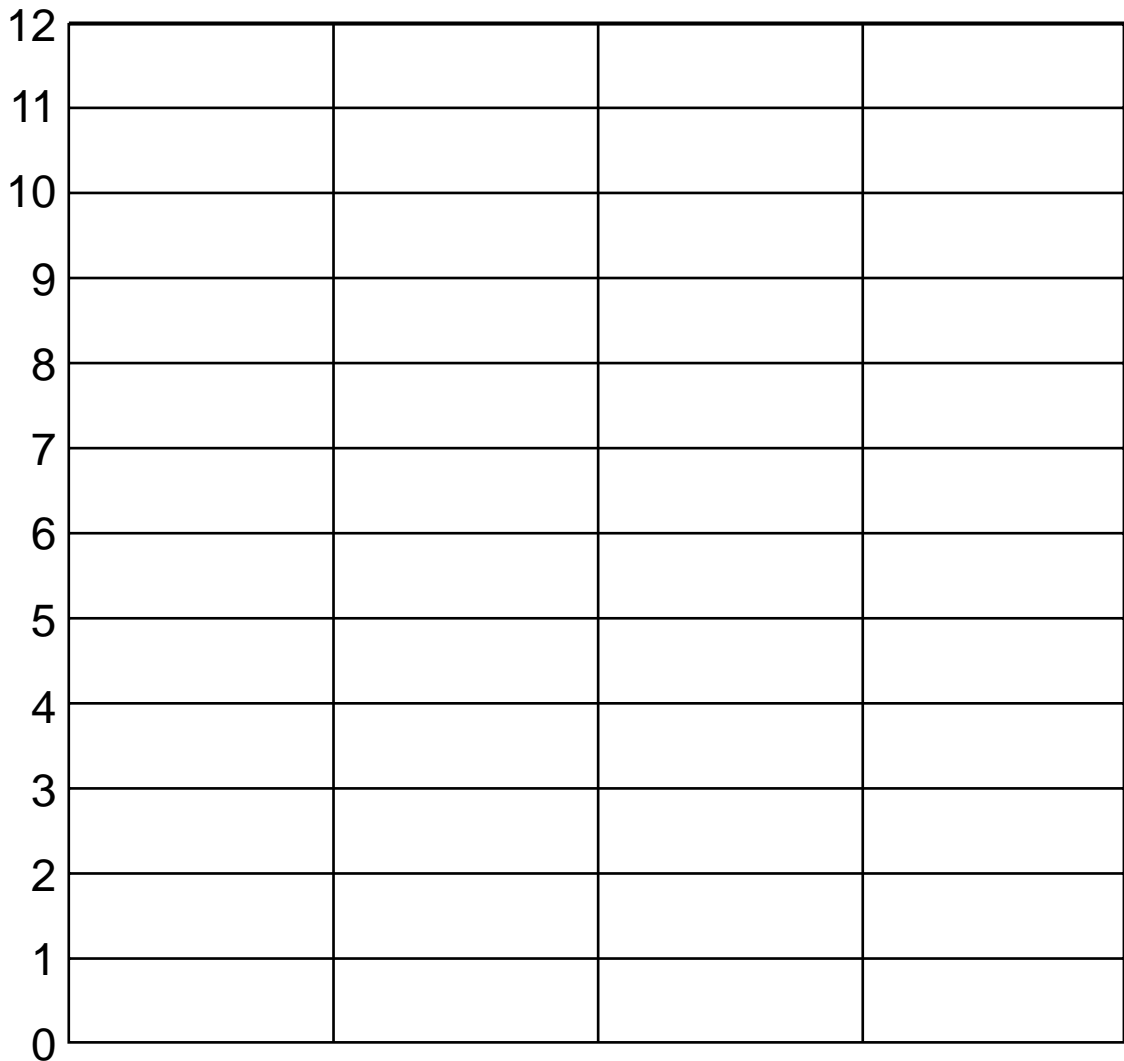








Count the peaches in the basket. Colour 1 space on the graph for each peach.





Connect the dots in order to find out what tops an extra special ice-cream. Colour the picture.

