

The Sea

<i>The Rainbow Fish</i>	6
<i>Samantha Seagull's Sandals</i>	12
<i>Grandpa, Grandpa</i>	25
<i>Looking for Crabs</i>	35
<i>Come away from the water, Shirley</i>	41
<i>The Deep</i>	52
<i>Stella Star of the Sea</i>	58
<i>There's a Sea in my Bedroom</i>	67
<i>Not a Nibble</i>	77
<i>Harry by the Sea</i>	90
<i>Ebb and the Greedy Gulls</i>	97
<i>Big Blue Whale</i>	109
<i>Greetings from Sandy Beach</i>	115
<i>The Bears' Holiday</i>	121
<i>Magic Beach</i>	129

About this Book

The Sea is a teacher resource book designed to enrich language and literacy experiences for children from Prep to Year Two.

Features of this book

The activities link to Gardner's eight Intelligences.

Children are exposed to a rich variety of literature about the sea.

The questions and activities involve children in thinking, doing, reflecting and making judgements.

Children extend their knowledge by examining facts, ideas and concepts, and exploring feelings and emotions.

The stories have been selected to include a wide variety of aspects about the sea - holidays, whales, crabs, fear of swimming in the deep, fun and imagination at the beach etc.

The activities cover important literacy skills in listening, speaking, reading, writing and word activities.

Relating learning centre activities to this topic makes them purposeful and interesting for the children.

The writing centre tasks incorporate a range of genres.

The fine motor creative activities are included to assist in the important development of manipulative skills.

This material is highly recommended to complement an Integrated Studies unit about the sea. 'The sea' is an exciting and relevant topic for classrooms to begin the school year.

The activities are not sequentially based, so casual relief or class teachers may find them useful as stand-alone literacy tasks.

Librarians may find it a valuable resource to be used in a literature program.



The Rainbow Fish

by Marcus Pfister


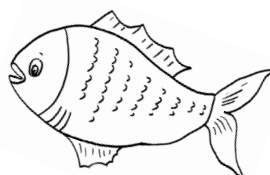
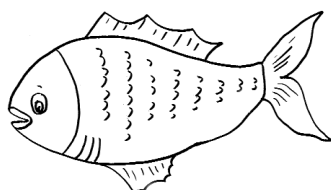
The rainbow fish has beautiful sparkling scales and is the envy of the fish in the sea. His pride and arrogance turns others away until he learns the joy of sharing and the discovery of happiness among friends.

An Invitation to Listen

Tell the children that today's story is about the beautiful rainbow fish who finds friendship through sharing. Ask the children to take note of the feelings of the rainbow fish and the other fish throughout the story.

Guiding Children's Thinking

- How did the rainbow fish treat others in the beginning of the story?
- How did the other fish feel towards the rainbow fish?
- Is it important to have a friend?
- What did the rainbow fish need to learn about?
- What was the advice that the octopus gave him?
- Was it good advice?
- How did it help the rainbow fish?
- What did the rainbow fish do to show a change in his attitude towards the other fish?
- Did this make the fish change their feelings towards him?
- At the end of the story all the fish had shiny scales. Think of some interesting words to describe how they all felt.





Involving Children Actively

Learning Centre Activities

Activity 1. *How we want friends to treat us*

Objective: To identify how the children want to be treated by a friend using their own language and experiences

Materials: One circle per child from blackline master (page 8), colouring materials

Explanation: In their circle, children draw a picture and write a word to describe how they would like to be treated by others.

Make a large class poster outline of the rainbow fish and paste the circles on for scales. Decorate with glitter pens and gold stars.

Activity 2. *Writing – Being Friends*

Objective: To have children write about their personal experiences

Materials: One blackline master (page 9) per child, lined writing paper for each child, pencils

Explanation: Children draw a picture of their best friend in the photo frame. They select one of the topic cards and write about it.

Activity 3. *Rhyming Rainbow Fish*

Objective: To identify and match rhyming words

Materials: One blackline master (page 10) per child, colouring pencils

Explanation: Children identify rhyming pairs and colour the fish in the same colour.

Activity 4. *Rainbow Fish Model*

Objective: To develop fine motor skills by making a 3D fish

Materials: Blackline master (page 11), staples, scissors, coloured paper

Explanation: Photocopy one fish per child onto firm card. Children lay the blackline master on top of another sheet and cut two copies. Staple together and stuff with crumpled paper. Cut out coloured scales and paste onto fish. Decorate with glitter pens.



Being Friends

Draw a picture of your best friend.

*Being a friend
is.....*

What would you do?

What would you say?

*The best time I
had with a friend*

What happened?

How did you feel?