

A B C D E F G H I J K L M

Introduction

This book was written for the busy classroom teacher. It was designed to guide children to understand that learning the letters of the alphabet is not an isolated activity but part of the bigger picture of reading and writing.

The book introduces children to the letter-sound relationship, handwriting and starting points, with a particular emphasis on the three basic parts of a letter (head, body and tail).

This book encourages children to practise writing letters in isolation, as part of a word and as part of a sentence. I have incorporated as many high frequency words as possible, as these are invaluable for the reading and writing process.

The letter puzzles ensure that children are learning to discriminate between different letters and words. I have tried to make this book as engaging as possible. The children must write, copy, draw, trace, read, circle and find the letters. I left the format quite uniform so that children can work independently, without need of constant instruction.

It is a complete immersion in the many aspects of learning the alphabet.

Happy Alphabiting
Sue

N O P Q R S T U V W X Y Z

A B C D E F G H I J K L M

Some ideas for learning the alphabet

Dear Parents,

Here are some ideas you could use with your child at home. Keep the activities short and fun. If the child is enjoying one particular activity let them finish; if not, try something else.


You may have to start with just a few letters at a time. When they have been mastered, gradually introduce a few more letters until the alphabet has been completed.

Ideas for learning the alphabet:


- identify the letter by name
- identify the letter by its picture
- match the letter to a picture starting with the same sound
- group the same letters: tall, small, circles, sticks, tails
- match the same letter
- write the same letter
- say a word beginning with that sound
- write this sound
- write this letter
- draw a picture for this sound
- match lower case letters in alphabetical order
- put the alphabet in order, take out one letter and guess which one is missing
- find a picture in a magazine and write the initial sounds of things you can see
- find this letter
- find the first sound of the word ... (e.g. fish)
- write the first sound of this word
- draw something that begins with this letter.

N O P Q R S T U V W X Y Z

A A



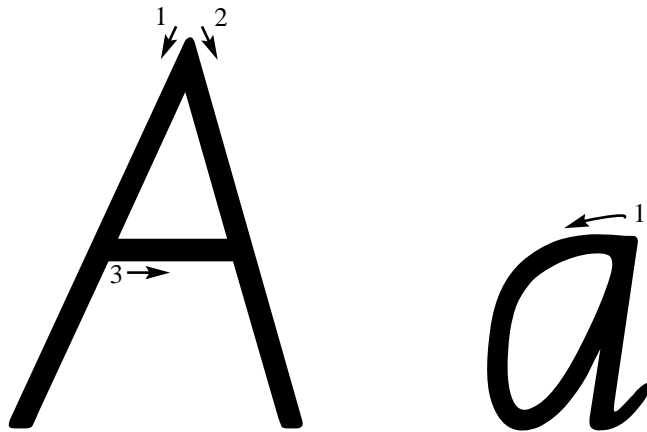
alligator






apple



ant



Draw 3 things that begin with 'a'.



a a

Colour each 'a'.


e	a	a	a	a	a	e
a	e	e	e	e	a	e
a	e	e	e	e	a	e
a	e	e	e	e	a	e
a	e	e	e	a	a	e
a	e	e	a	e	a	e
a	a	a	e	e	a	a

Write 'am' and read the sentence.


I am




I _____



I _____



I _____




Trace and copy.

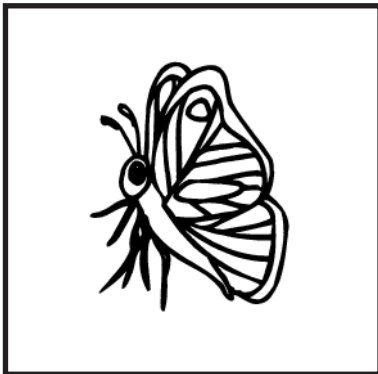
Adam ate an apple.

Circle each 'a'.


An ant met an alligator and asked, 'Can I have an apple?'.
The alligator said 'O.K.'




B B




butterfly






boat



balloon



Draw 3 things that begin with 'b'.



b b