


To the parent or teacher—

Your body is a fantastic machine that can explore and experience the world around you. It can smell the tangy mist of a freshly peeled orange and listen to the song of a bird perched high in a tree. It can perceive the difference between two objects by just touching them. It can also marvel at the brilliant colors in a sunset, as well as delight in the taste of a ripe, juicy plum.

With **Investigating The Senses**, children will learn all about their five senses — sight, hearing, taste, touch, and smell. They will learn how their senses work and participate in activities that reinforce what they have learned. A new world of exploration and experience awaits them!



### **SPECIAL NOTES:**


- “Flipper”, page 10 — Students will probably want to draw pictures for their own flippers. This is a great classroom project!
- “Pitch, Loudness, and Tone”, page 19 — Fill five water glasses to the pitches of C D E F G on the piano. Students can play “Jingle Bells” by tapping lightly with a spoon!
- “Touch”, page 30 — Have students make a “Touch Book” for a baby brother or sister!
- “Braille”, pages 35, 36 — Students may want to write their names in Braille. They can poke the dots gently from behind with a pencil to “feel” the raised dots!
- “Sense Book”, pages 38-47 — Have students compile their books as a culmination project. The sense and sense organ pages are to be **colored, labelled** (using the top diagram as a model), **cut out** (along the outside of the border), and bound “book” style with string or brads. Have students create a cover for their books!

# TABLE OF CONTENTS

Five .....	4
Sense Organs .....	5
Impulses .....	6
Warning! .....	7
Sense Favorites .....	8
Sight .....	9
Protection .....	10,11
How Sight Works .....	12,13
Optical Illusions .....	14,15
Flipper .....	16
Hearing.....	17
Soundwaves.....	18
Pitch, Loudness, Tone.....	19
How Hearing Works.....	20,21
Taste.....	22
How Taste Works.....	23,24
Taste and Smell Together.....	25
Smell.....	26
Nose .....	27
How Smell Works.....	28,29
Touch .....	30
How Touch Works .....	31,32
My Touchbox .....	33,34
Braille .....	35,36
Prints .....	37
Sense Book.....	38-47
More Senses!.....	48
Answer Key.....	inside back cover

# Five

Sight, hearing, taste, smell, and touch are your five senses. Your five senses let you experience and explore the world around you. They help you do everything from washing the dishes to eating an apple!



Name one thing each sense helps you explore in your kitchen.

sight: \_\_\_\_\_  
\_\_\_\_\_

hearing: \_\_\_\_\_  
\_\_\_\_\_

taste: \_\_\_\_\_  
\_\_\_\_\_

smell: \_\_\_\_\_  
\_\_\_\_\_

touch: \_\_\_\_\_  
\_\_\_\_\_

# Sense Organs



The parts of your body that allow you to see, to hear, to taste, to smell, and to touch are called sense organs. These sense organs are your eyes, your ears, your tongue, your nose, and your skin.

Draw a picture of your face. Be sure to include each sense organ!


# Impulses

Your senses take in information about the world and send it to your brain where the information can be understood. Your senses send the information to the brain very quickly using electrical impulses. Your brain reads these impulse signals and tells you what to do.

For example, if your hand touches something very hot, your skin tells your brain that you are touching something very hot. Your brain then tells you to pull your hand away or you will get burned!



How quickly can you trace this? Start your tracing at "impulse" and end at "brain." Get a partner to time you!



Can you beat your record? Trace the path of the impulse again, only use a different color. Keep on trying!