


# CONTENTS

Introduction	3	<b>Organising and presenting information</b>	
<b>Everyday text</b>		Notices	29
A week of words	4	Headlines	30
What do we read?	5	Banners	31
Diary	6	Notice board	32
Horoscopes	7	Text styles	33
Tickets	8	Easy to read	34
Menus	9	<b>Maps and plans</b>	
Rules	10	Maps	35
Advertisements	11	Giving directions	36
		Treasure hunt	37
<b>Signs, symbols and notices</b>		Seating plan	38
Symbols	12	<b>Forms</b>	
Hand signals	13	Advertising	39
Sports symbols	14	Questionnaire	40
Keys	15	Order forms	41
<b>Instructions</b>		Planning a holiday	42
Word and picture instructions	16	Using directories	43
Vending machine	17	Driving test	44
Ordering instructions	18	<b>Fun and games</b>	
Giving instructions	19	Codes	45
Fire drill	20	Snakes and ladders	46
Following instructions	21	Misprints	47
<b>Charts</b>		Wordsearch	48
Menu choices	22		
Family tree	23		
Graphs	24		
Timetable	25		
Computer flow chart	26		
Sea travel	27		
Television times	28		




# Introduction

## Specials! Real Life Reading

The activities in *Specials! Real Life Reading* are planned around everyday situations in order to make them relevant to pupils aged 11 to 14 years. The pupils will be motivated to read by the interesting and often humorous approach of many of the exercises. The first activity, for example, achieves this by showing the pupils that they can, and do, read every day of their lives.

The material in *Real Life Reading* may be supplemented and extended by collections of useful everyday text sources: for example, instruction manuals, notices, menus and directories.



A collection of commonly used forms will provide useful supplementary material: for example, application forms and order forms.

In each activity the pupils should be encouraged to share and discuss their knowledge and skills, particularly in those marked with the *Reader Leader* logo.

To increase self-esteem, all pupils should have the opportunity

to be the 'Reader Leader' and lead the worksheet activity.

Peer participation reading will help pupils develop their reading skills in an atmosphere of mutual cooperation, respect and

understanding. The activities should help pupils go beyond a mechanical approach and gain confidence in using a variety of flexible reading strategies.



Originally published by Folens Limited

Republished in Australia by

**HAWKER BROWNLOW**

**E D U C A T I O N**

P.O. Box 580, Cheltenham, Victoria, Australia 3192

Phone: (03) 9555 1344 Fax: (03) 9553 4538

Toll Free Ph: 1800 33 4603 Fax: 1800 15 0445

Website: <http://www.hbe.com.au> Email: [brown@hbe.com.au](mailto:brown@hbe.com.au)

© 1995 Folens Limited

© 2002 Hawker Brownlow Education

Printed in Australia

ISBN: 1 74025 713 8

Code: #FA-6972

Editor: Michael Spilling

Layout artist: Patricia Hollingsworth

Illustrations: Eric Jones


Cover design: Alison Colver

The classroom teacher may reproduce copies of materials in this book for classroom use only. The reproduction of any part for an entire school system is strictly prohibited. No part of this publication may be transmitted, stored, or recorded in any form without written permission from the publisher.

# A week of words



- We read many things each day. Draw one of your own in the box below.



- Tick all the things you have read recently.

## Books



- book titles
- book blurbs
- part or whole book


## Instructions




- recipes
- maps
- games
- DIY
- computer


## Magazines/newspapers



- problem page
- pop chart page
- news
- whole magazine/newspaper
- comic strips
- other


## Personal



- letters/cards
- bills
- reports
- newsletters
- horoscopes


- Compare your reading habits with your partner's.



- Turn this sheet over. Write down everything that you have read this week.