

Contents

Introduction	6	M pages	36
A pages	8	N pages	38
B pages	10	O pages	40
C pages	14	P pages	42
D pages	16	Q pages	44
E pages	18	R pages	46
F pages	20	S pages	48
G pages	22	T pages	52
H pages	24	U pages	54
I pages	26	V pages	56
J pages	28	W pages	58
K pages	30	XYZ pages	60
L pages	32	Answers	62

Introduction

"T is for Think" presents students with a variety of visual information, combined with words, and asks that they think analytically and flexibly about what they are seeing and reading.

The basic concept is this: An alphabet letter (along with a few words) is used in a particular way to elicit an answer which not only begins with that letter but also makes sense in the sentence or phrase.


These examples, from the "R" pages, should give you the idea.



"I'm a _____."



This R stayed home from school because it has a _____.



These R's are in a _____.



"I wish I could get _____ of these mosquitoes."

In all cases, youngsters must notice how the letters have been changed (or what they are doing) before supplying an answer. A feeling for language is also important. For example, in the challenge on the lower right, not only must

students deduce that the dots are the mosquitoes referred to in the text, they must also be sensitive to the structure of the sentence. Only then will they be able to arrive at “rid” as the best answer. (The other answers are: “raccoon,” “rash,” and “race.”)

In other words, both visual information and word relationships are mutually important.

To save you time, we have provided an answer section at the back of the book. If a student produces a different answer—and can defend it—wonderful.

You will find more than 300 lively drawings on these activity pages. You will also notice that we ask students to do a bit of drawing themselves—based on some very zany (and alliterative) instructions.

Probably the best way to get acquainted with “T is for Think” is to flip to any one of the activity pages and have a go at it yourself. As in all Tin Man Press materials, thinking is at the very heart of what we do. By exposing children to highly motivational cognitive experiences, it is our hope that they will become more creative and flexible thinkers.

Welcome to a place where the alphabet is not just the alphabet—where A’s get angry and N’s need raincoats and S’s sing in the shower!




Name: _____

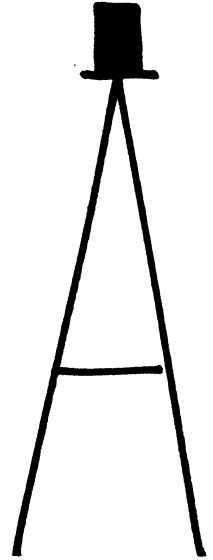
ALL ANSWERS MUST BEGIN WITH AN "A."




This A had an _____.




This A is waving
its _____.



Honest _____.




Draw a very
awkward-looking animal.

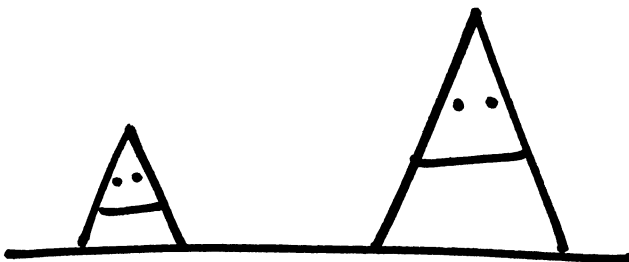


"You owe me

an _____."

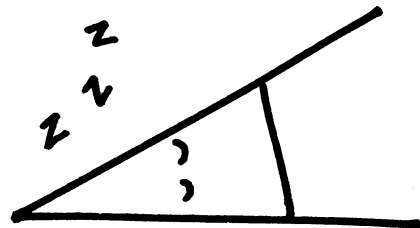


"I'm sorry."



"I'm
a child."

"I'm an _____."




This A is _____.


B

Name: _____

ALL ANSWERS MUST BEGIN WITH A "B."



"My shirt
has three
_____."




Draw a
teddy **bear**.




"Joe, you need to go
to the _____."



A _____
of B's.




A _____
of B's.



A _____
of B's.


This B is _____.




Name: _____

ALL ANSWERS MUST BEGIN WITH A "C."


"You have a
nice _____."



"I'm
dirty."


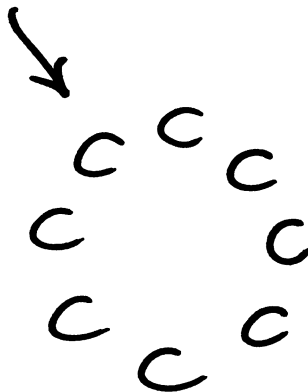


"I'm
_____."




"Has anybody
seen my _____?"

C's in a _____



Draw a **chicken**
on a **chair**.



A _____ with long _____.

"I'm an adult." "I'm a _____."

