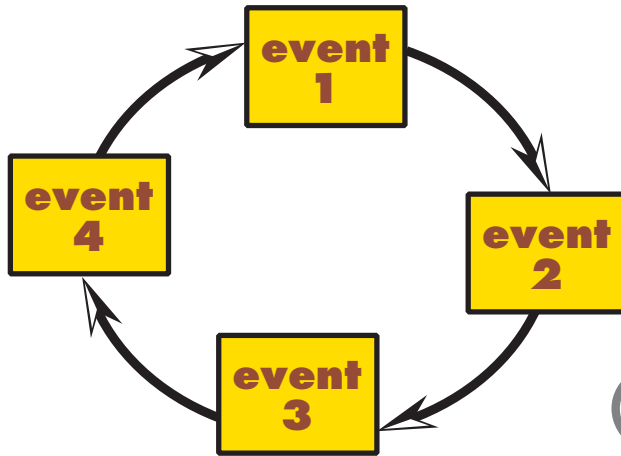


Temporal Visual Tools

cycle

This tool is used to analyse and show the cyclical sequence of events.

RAISING EYE Q



story board

This tool is used to plan the sequence of events within a narrative.

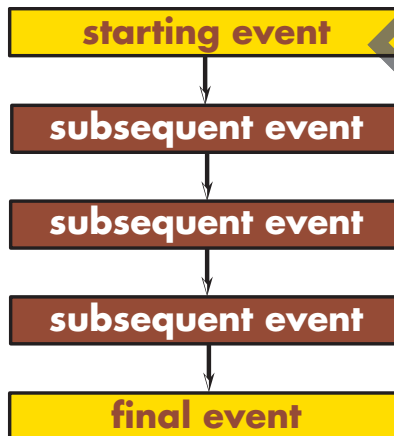
CLEARLY THINKING PUPILS



flow chart

This tool is used to sequence the flow of events in a process from start to completion.

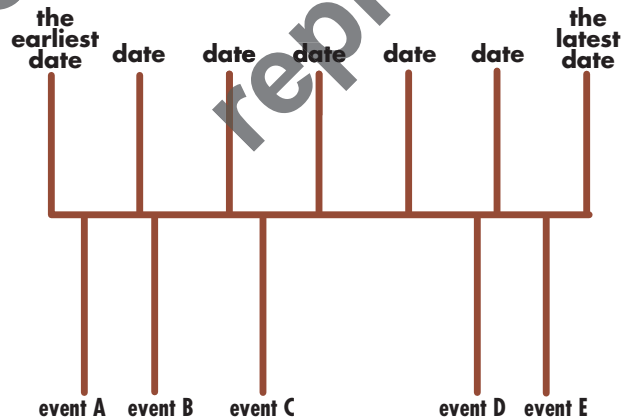
CLEARLY THINKING PUPILS



time line

This tool is used to sequence events and to plot them in relation to time.

RAISING EYE Q



GANTT chart

This tool is used to schedule processes in an effective sequence within a time frame.

MAKING THINKING VISIBLE

| tasks | Feb. | Mar. | Apr. | May | Jun. | Jul. | Aug. | Sep. | Oct. | Nov. |
|--------|------|------|------|-----|------|------|------|------|------|------|
| task A | █ | | | | | | | | | |
| task B | | | █ | | | | | | | |
| task C | | | | █ | | | | | | |
| task D | | | | | █ | | | | | |
| task E | | | | | | █ | | | | |
| task F | | | █ | | | | | | | |
| task G | | | | | | | | █ | | |
| task H | | | | | | | | | | █ |
| task I | █ | | | | | | | | █ | |