


## Table of Contents

Counting 0–12 .....	4–5
Number Order 0–12 .....	6–7
Addition Facts 0–5 .....	8–9
Subtraction Facts 0–5 .....	10–11
Addition Facts 6–10 .....	12–13
Subtraction Facts 6–10 .....	14–15
Number Families 0–10 .....	16–17
Addition Facts 11–18 .....	18–19
Subtraction Facts 11–18 .....	20–21
Problem Solving: Addition and Subtraction.....	22–23
Place Value .....	24–25
Greater than, Less than .....	26–27
Column Addition .....	28–29
Ordinal Numbers .....	30–31
Counting by 2s .....	32–33
Counting by 5s .....	34–35
Counting by 10s .....	36–37
Money: Dollars, Counting by 1s .....	38–39
Money: Cents, Counting by 5s .....	40–41
Money: Cents, Counting by 10s .....	42–43
Money: Cents, Counting by 5s, 10s and 20s.....	44–45
Problem Solving: Money .....	46–47
Time: Hour .....	48–49
Time: Half-hour .....	50–51
Geometry .....	52–53
Graphing .....	54–55
2-digit Addition and Subtraction .....	56–57
Problem Solving: 2-digit Addition and Subtraction .....	58–59
Measurement .....	60–61
Fractions .....	62–63
Fractions .....	64–65
Fractions .....	66–67
Logic .....	68

1 = 2 3 + = 1 + 2 3

# A Peach of a Count


Count the number of peaches on each tree.  
Write the number on the line.



---

---


---



---

---


---



---

---


---



---

---


---



---

---


---



---

---


---



---

---


---



---

---

---



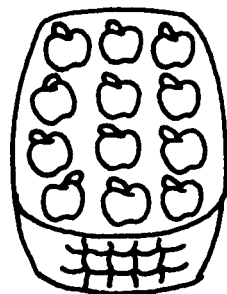

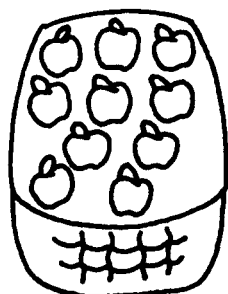

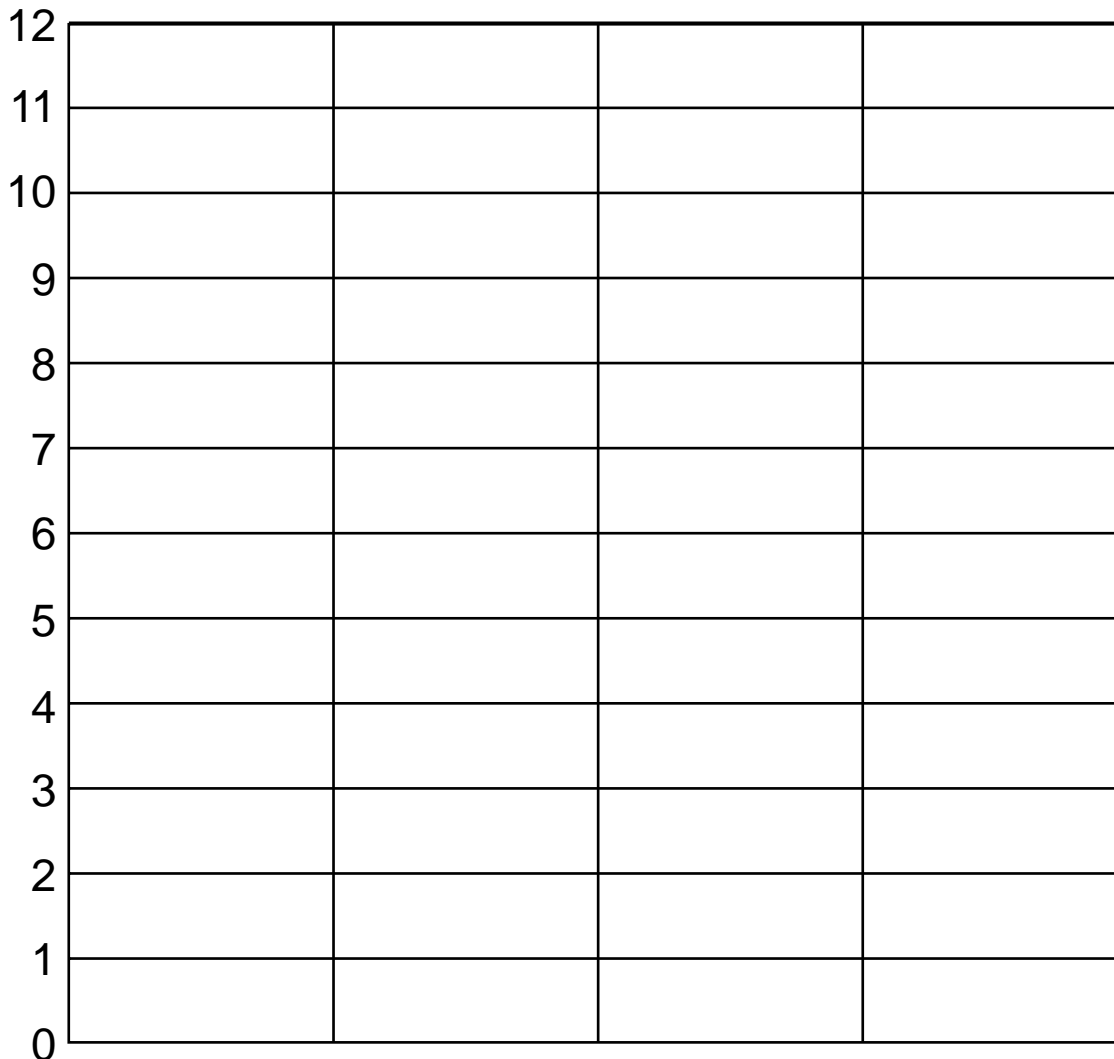
---

---

---



Count the peaches in the basket. Colour 1 space on the graph for each peach.







Connect the dots in order to find out what tops an extra special ice-cream. Colour the picture.

