

Contents

Social Studies6


Dream World	7
Mighty Mexico	8
Beaches 'n' Bonnets	9
Amazing Amazon.....	10
Kenya's Kingdom.....	11
'Lion' down in Egypt	12
Parthenon Pillars.....	13
A Taste of Italy.....	14
French Floral Fun.....	15
Schussing on Swiss Time	16
Chinese Cyclists.....	17
Oriental Origami	18
Down Under.....	19

English20

Mirror Images	21
Seafood.....	22
Focus on... ..	23
Animals of Action	24
Not What it Seems	25
Beastly Banquet.....	26
Double Duty.....	27
A Happy Ending.....	28
Up, Down, In, Out.....	29
Quick and Easy.....	30
Nation Fascination.....	31
The Same Difference	32
True Tales	33
Heads and Tails	34
Kong's Klimb	35

Science36

Beginnings	37
No Place Like Home.....	38–39
Animals on Guard.....	40
No Speed Limit.....	41
Self-Preservation	42
Sun Power	43
Fluid Facts.....	44



Dino Data.....	45
Earth's Eruptions.....	46
Earth-Shaking Study.....	47
Space-Age Lingo.....	48–49
Record-Setting Weather.....	50
'Association' Power.....	51

Creative Arts52

You Oughta Be in Pictures!.....	53
Silence Is Golden.....	54
Body Language.....	55
Shapes Within.....	56
Bits and Pieces.....	57
An Array of Art.....	58
Mobility at its Best.....	59
Don't I Know you?.....	60
Fancy 'Feets'.....	61
With Expression.....	62
'Riddled' with Instruments.....	63
Banding Together.....	64
Take a Seat!.....	65

Maths.....66

Video Venture.....	67
'Wheely' Fast.....	68
A Hairy Situation.....	69
Count your Marbles.....	70
Age-Old Questions.....	71
Start your Engines!.....	72
Too Dog-Gone Tired.....	73
Piggy-Bank Countdown.....	74
Ants Count Too.....	75
TV Tension.....	76
Birthday Bash.....	77
Adds up.....	78
Mixed Breeds.....	79
Give and Take.....	80

Answer Key.....81–88





Social Studies

The world consists of many interesting and exciting places, and when presented with the proper background information, children can go on imaginary adventures to distant lands.


In this section of the book, students will experience critical-thinking adventures while 'travelling' to various countries around the world. They will apply problem-solving skills while learning new information about these countries.



Bulletin Board Suggestion

- Arrange pictures of famous places from around the world on a bulletin board. A suggested title might be 'In my Opinion, It's a Fact That ...' Have students research a place of their choice. Distribute sentence strips and have each student write two sentences about the location – one sentence stating a fact and one

sentence giving an opinion. After checking that the sentences are correctly written, place the sentence strips by their corresponding pictures. As a class activity, have the students decide which sentences state facts and which state opinions. Then label accordingly.








Fun Follow-Ups

- Review the second activity on page 10, 'A Taste of Italy'. Have each student draw the outline of an object related to a country that he or she chooses (e.g., castle – Germany, pagoda – Japan, bull ring – Spain). Then have students fill in their object with the letters, in jumbled order, that spell three words pertaining to that object. These child-created worksheets may be photocopied for the class to solve.
- Give each student a strip of paper approximately 10 cm x 40 cm and have them create a rebus of a

country of their choice. Use textas so the rebuses are visible from a distance. Number each rebus. Arrange them on a bulletin board entitled 'Our Picturesque World'. See how many countries each student can correctly identify.

- Give each student 12 toothpicks with which to create different shapes. Then have students write directions for making one or more shapes using some or all of the toothpicks.

Examples: Create a rectangle in which two sides are half as long as the others. (Possible solutions:  ; )



Using all 12 toothpicks, create a square and a triangle in which all sides are equal.

(Possible solution: )



Name _____

Dream World



One rainy Saturday morning, I discovered a book called *Around the World in Eighty Days*, written in 1873 by Jules Verne. It is the story of a man who travelled around the world in a hot-air balloon in just eighty days.



Late at night, as I lay awake in bed, my mind began to wander. I thought, 'What if I could travel anywhere in the world . . . Where would I go?' I fell asleep and had a most-exciting dream.

Decipher the rebuses below to see which countries I visited in the dream. You may need to change some spellings.

1. **M** +  - **T** +  - **AT** _____

2.  - **T** +  +  - **G** _____

3.  - **NCH** + **Z** +  - **L** _____

4.  - **NEL** +  - **MS** _____

5.  - **G** +  - **R** _____




6.  - **N** +  - **I** _____

7.  - **S** + **L** +  - **B** _____

8.  - **CH** +  - **O** +  _____

9.  - **LD** +  - **P** _____

10.  - **M** +  _____


11.  - **S** + **S** +  +  - **MS** _____



Name _____

Mighty Mexico

My hot-air balloon took me to Mexico, where I landed on the largest pyramid ever constructed. The pyramid is located not far from Mexico City.



Decide if each statement below states a fact or an opinion. Write **fact** or **opinion** on the line in front of each statement. Then for the opinion statements explain why you chose that answer on the long line.

- _____ 1. The largest pyramid ever built is the Quetzalcóatl at Cholula de Rivadabia.

- _____ 2. Ancient pyramids and temples attract many visitors to Mexico.

- _____ 3. The pyramids in Mexico are more interesting than those in Egypt.

- _____ 4. The Mexican pyramids are flat on the top.

- _____ 5. Building the pyramids took great skill and knowledge of architecture.

- _____ 6. The base of the largest Mexican pyramid covers an area of nearly 20 hectares.

- _____ 7. The people who built the pyramids were happy about their accomplishment.

- _____ 8. The artists for the Mexican pyramids and temples painted more attractive murals than the Egyptian artists.
