

# Table of Contents

## The Arts

Musical Notation .....	1
I Believe in Music .....	2
Creativity .....	3
Complementary Colours.....	4
Mystery Picture .....	5
Positive and Negative .....	6
Shading Shapes .....	7
Portrait Drawing .....	8

## Health

Identifying Systems .....	9
It's Hot to Not .....	10
Dear Aunt Sally .....	11

## SOSE

Map Matchup .....	12
Where in the World? .....	13
African Scavenger Hunt .....	14
Asia.....	15
Hieroglyphics.....	16
My Life Is on the Line!.....	17

## Science

All Kinds of Animals.....	18
Name that Animal .....	19
Classifying Vertebrates.....	20
Layers of the Earth .....	21
Life in the Ocean .....	22
Cloudy Skies Ahead.....	23
Science Experiment .....	24
Planetary Numbers.....	25

Space-Age Phenomena .....	26
In Your Own Words .....	27
It's Your Turn.....	28
Keyboard Quest .....	29
Chip, Chip Hooray! .....	30
Newton's Laws .....	31

## English

Step By Step .....	32
To Be or Not to Be.....	33
Dr Seuss .....	34
Castle Days .....	36
Character Analysis .....	38
Book Summary .....	39
Hunting for Adverbs .....	40
Word Wise .....	41
Opposing Views .....	42
Same Old Thing .....	43
Rest in Peace .....	44
The Bare Bear .....	45
Follow Your Guides.....	46
Picture This.....	47
Preparing for Prefixes .....	48
Contraction Action .....	49
A Carload of Contractions .....	50
A Fine Partnership.....	51
Fractured Compounds .....	52
Parts of Speech .....	53
The Wastebasket .....	54
Add the Apostrophes .....	55

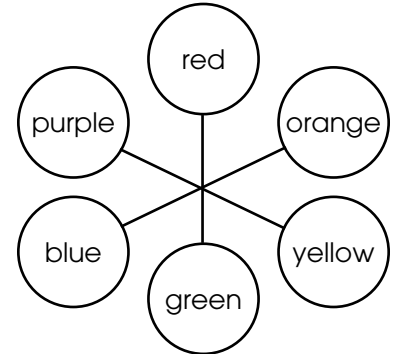
The Electric Impact .....	56	Multiplication Practice .....	88
From Start to Finish .....	57	Multiplication Calculation .....	89
A 'Write' Start .....	58	Be the Expert .....	90
Write Awhile .....	59	A Number Challenge .....	91
Don't Do It! .....	60	Mental Maths Puzzlers .....	92
The Name of the Game .....	61	Division Practice .....	93
Once Upon a Time .....	62	Gearing Up .....	95
Who's the Real Bad Guy? .....	63	Readers Are Winners .....	96
Happily Ever After .....	64	Measure Up .....	97
Breakfast Cereal .....	67	Robots in the Area .....	98
Free Writing .....	68	On the Docks .....	99
Japanese Poetry .....	69	Shoes, Shoes, Shoes .....	100
Diamonds in the Rough .....	70	A Fraction Challenge .....	101
There Once Was a Silly Poem .....	71	Meet Your Match .....	102
Picture Perfect Personification .....	72	Monkey in the Middle .....	103
Bang, Boom, Bing .....	73	Doing Decimals .....	104
A Little Alliteration .....	74	Do as the Romans Do .....	105
A Perplexing Problem .....	75	Summing It Up .....	107
All Aboard .....	76	What's Your Pleasure .....	108
Don't Misspell It .....	77	Chocolate, Vanilla or Strawberry .....	109
<b>Maths</b>		The Fold-Up Diamond Puzzle .....	110
Adding in Your Head .....	78	Sunburst Pattern .....	111
Hidden Sums of 100 .....	79	Squares and Triangles .....	112
Addition Practice .....	80	Circle Puzzles .....	113
Addition Puzzler .....	81	Slices of a Square .....	114
Hidden Difference of 500 .....	82	Sneaky Shapes .....	115
Take It Away .....	83	Nine Square Dare .....	116
Subtraction Action .....	84	Maths Maze .....	117
Search for 7s, 8s and 9s .....	85	Dinner Winner .....	118
The Building Blocks of Multiplication ...	86	Heading in the Right Direction .....	119
Multiplication Mania .....	87		

# Complementary Colours



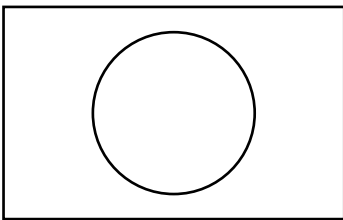
Two colours directly opposite each other on the colour wheel are complementary. They include one primary and one secondary colour. What are the three sets of complementary colours?

1. \_\_\_\_\_ and \_\_\_\_\_
2. \_\_\_\_\_ and \_\_\_\_\_
3. \_\_\_\_\_ and \_\_\_\_\_

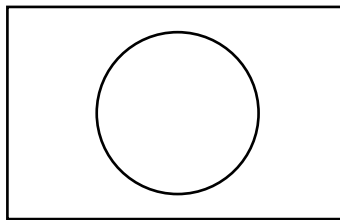


Artists use complementary colour when they want the colour to stand out. A colour next to its complement looks brighter and bolder than it does next to any other colour. Colour the boxes below according to the directions.

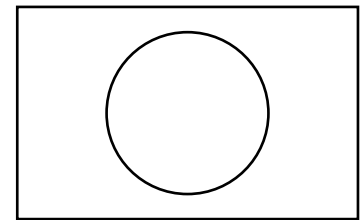
Colour dot red, background green



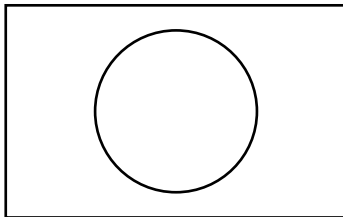
Colour dot orange, background blue



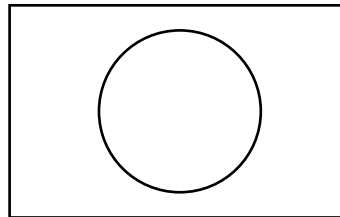
Colour dot yellow, background purple



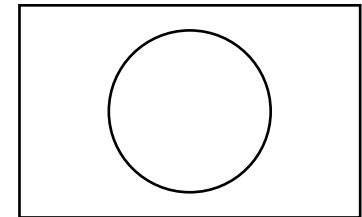
Colour dot red, background orange



Colour dot orange, background yellow



Colour dot yellow, background green



In which does the red dot appear brighter? \_\_\_\_\_  
 The yellow dot? \_\_\_\_\_ The orange dot? \_\_\_\_\_

In the space below, draw a design and colour it using two complementary colours.



