

# Table of Contents

Your Body Systems.....	1	Exploring Your Brain .....	46
Your Body Parts .....	2	The Nervous System .....	47
Your Framework.....	3	Nervous System at Work .....	48
Your Head Bones .....	4	Nervous System Functions .....	49
Your Joints .....	5	Autonomic Nervous System.....	50
The Leg Bone's Connected to the Hip Bone .....	6	Control Central (Nervous System Review).....	51
Your Bones .....	7	Your Endocrine System .....	52
Sticks and Stones May Break Your Bones .....	8	Glands at Work.....	53
Your Backbone .....	9	Endocrine Glands.....	54
Your Hands and Feet .....	10	Your Sensory Systems .....	55
Your Leg Bones.....	11	It Tastes Great! .....	56
Your Pelvis .....	12	Your Nose .....	57
Bones of Your Arm .....	13	Your Ear .....	58
Inside Your Teeth .....	14	Your Outer Ear.....	59
A Bit About Bites .....	15	Your Middle Ear.....	60
Four Kinds of Teeth .....	16	Your Inner Ear .....	61
Mr Bones .....	17-18	Ear, Nose and Throat Connection.....	62
Muscle Man .....	19	Your Eye .....	63
Skeletal Muscles.....	20	Inside Your Eye .....	64
Bones (Skeletal System Review).....	21	Eyes to Brain Connection .....	65
Your Muscles .....	22	Eye Protection .....	66
Working Pairs.....	23	Your Eye – The Camera.....	67
Your Circulatory System .....	24	Your Eyesight .....	68
Veins and Arteries .....	25	Sensational! (Ear and Eye Review).....	69
Your Heart .....	26	Skin Deep .....	70
Your Heart, the Blood Pump .....	27	How a Pimple Develops .....	71
Lub-Dub, Lub-Dub (Circulatory System Review) ..	28	Sweaty Palms and Goose Bumps .....	72
Your Respiratory System.....	29	Body Tissues .....	73
Your Lungs .....	30	Fingerprints .....	74
Breathe In! Breathe Out! .....	31	Your Toenails and Fingernails.....	75
Huff-Puff (Respiratory System Review) .....	32	Reproductive System — Male .....	76
Your Digestive System.....	33	Reproductive System — Female .....	77
Alimentary Canal.....	34	New Life .....	78
The Stomach.....	35	Birth of a Baby.....	79
Digestion in the Mouth .....	36	Designer Genes .....	80-81
Pancreas, Liver, Gall Bladder; Digestion Helpers ..	37	Inside Your Head (a-d) .....	82-85
Gulp, Gulp (Digestive System Review).....	38	Your Visible Body (a-e) .....	86-90
Let's Look Inside Your Mouth! .....	39	Organ Systems .....	91
Your Long Food Tube .....	40	Think Fast! .....	92
Blood Scrubbers .....	41	Feel the Beat .....	93
Waste Removal.....	42	Pressure Points .....	94
Your Central Nervous System.....	43	Food Pyramid .....	95
Neurons.....	44	Snacker's Survey .....	96
Transmitters of Impulses.....	45	Name the Nutrient.....	97
		You Are What You Eat .....	98
		Keeping a Healthy Heart.....	99
		Reading the Label .....	100
		Caution: Poison! .....	101
		Human Body Review (Crossword).....	102

Originally published by Instructional Fair  
 Republished in Australia by

**HAWKER BROWNLOW**

**E D U C A T I O N**

P.O. Box 580 Cheltenham,  
 Victoria, Australia 3192

Phone: (03) 9555 1344 Fax: (03) 9553 4538  
 Toll Free Ph: 1800 33 4603 Fax: 1800 15 0445  
 Website: <http://www.hbe.com.au>

©1995 Instructional Fair Inc.  
 ©2001 Hawker Brownlow Education

All rights reserved  
 Printed in Australia

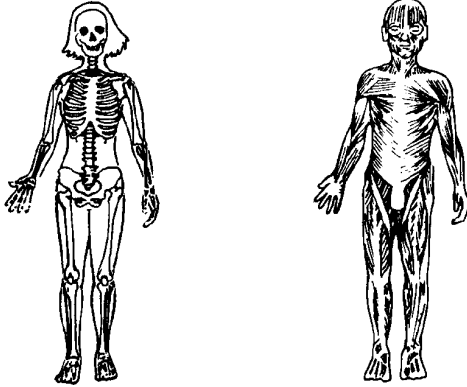
ISBN 1 74025 303 5  
 Code #IFA-8754

The classroom teacher may reproduce copies of materials in this book for classroom use only. The reproduction of any part for an entire school system is strictly prohibited. No part of this publication may be transmitted, stored or recorded in any form without written permission from the publisher.

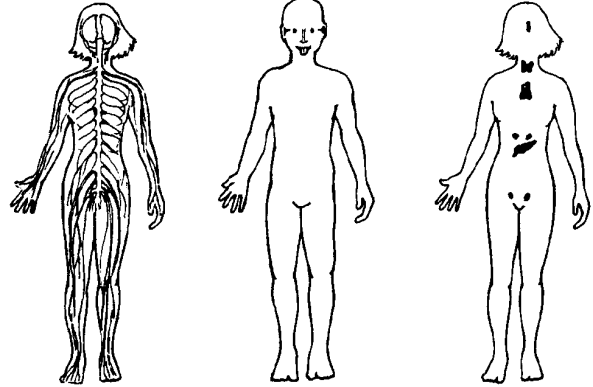
# Your Body Systems

Your body is made of many systems which work together. These systems work in groups. Use the words from the **WORD BANK** to label the different body systems in each group.

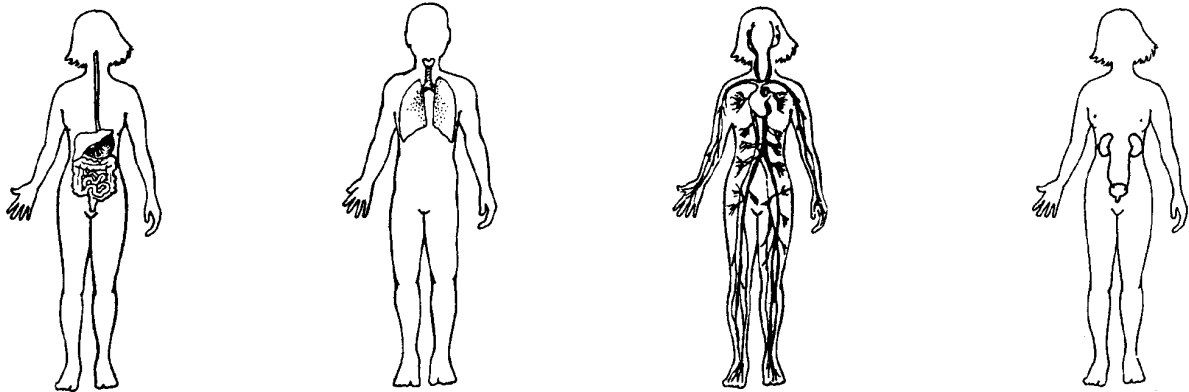
## Movement Group



## Control Group



## Energy Group



## WORD BANK

skeletal  
respiratory  
nervous

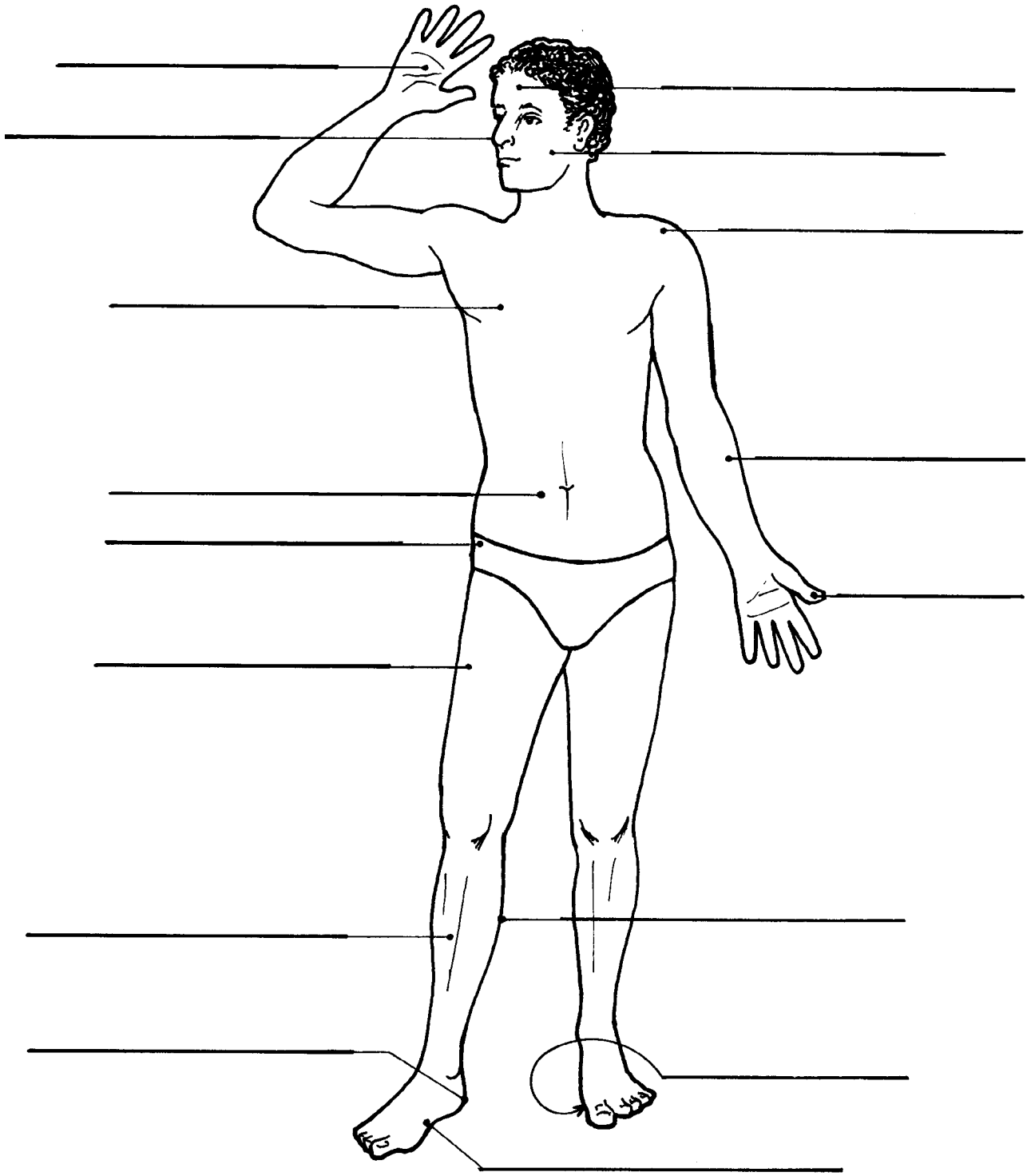
muscular  
circulatory  
sensory

digestive  
urinary  
endocrine

Name \_\_\_\_\_

## Your Body Parts

Label all these parts of your body



### WORD BANK

forehead  
nose  
cheek  
hip

chest  
forearm  
palm  
instep

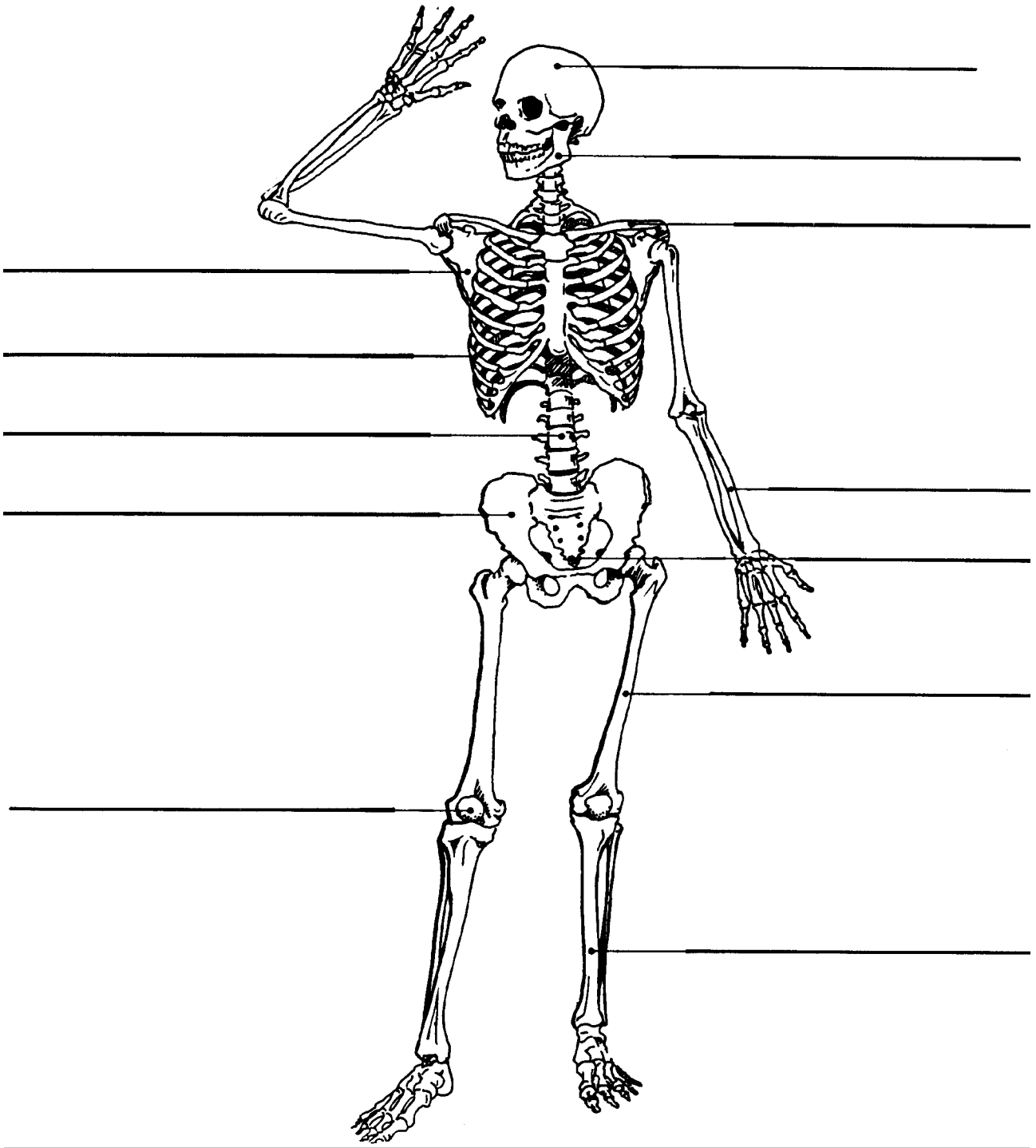
abdomen  
thumb  
thigh  
sole

calf  
heel  
shoulder  
shin

Name \_\_\_\_\_

## Your Framework

Label your body's framework with the common name of each bone.



### WORD BANK

Common Name (Scientific Name)

backbone (vertebrae)

tailbone (coccyx)

kneecap (patella)

hipbone (pelvis)

jawbone (mandible)

skull (cranium)

lower arm bone (radius)

shinbone (tibia)

collarbone (clavicle)

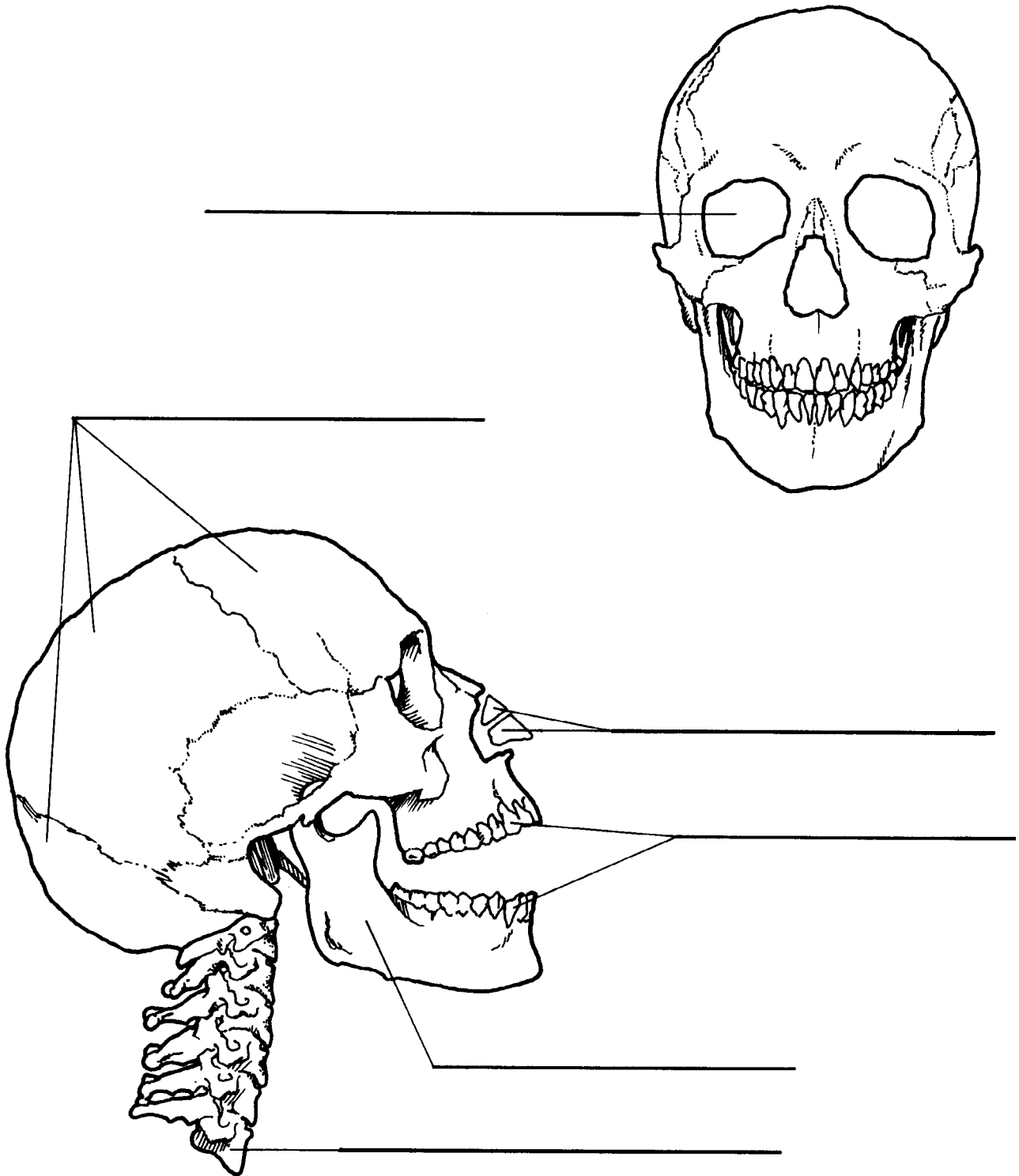
shoulder blade (scapula)

thighbone (femur)

rib

# Your Head Bones

Label these bones that are found in your head and neck.



## WORD BANK

skull bones  
jawbone (mandible)  
teeth

eye socket  
nose cartilage  
vertebrae