

higher-level thinking

Questions

Life & Earth Sciences

questions by
Miguel Kagan
Christa Chapman



created and designed by
Miguel Kagan

illustrated by
Celso Rodriguez

HAWKER BROWNLOW
•
E D U C A T I O N

Table of Contents



Introduction 2

1 ▶ **Animals 27**

2 ▶ **Bugs 35**

3 ▶ **Dinosaurs 43**

4 ▶ **Endangered
Species 51**

5 ▶ **Environmental
Issues 59**

6 ▶ **Growing
and Aging 67**

7 ▶ **Health and
Nutrition 75**

8 ▶ **Human Body 83**

9 ▶ **Natural Disasters 91**

10 ▶ **Nature 99**

11 ▶ **Oceans 107**

12 ▶ **Plants
and Trees 115**

13 ▶ **Rainforest 123**

14 ▶ **Seasons 131**

15 ▶ **Senses 139**

16 ▶ **Weather
and Climate 147**

Introduction

In your hands you hold a powerful book. It is a member of a series of transformative blackline activity books. Between the covers, you will find questions, questions and more questions! But these are no ordinary questions. These are the important kind—higher-level thinking questions—the kind that stretch your students’ minds; the kind that release your students’ natural curiosity about the world; the kind that rack your students’ brains; the kind that instil in your students a sense of wonderment about your curriculum.

But we are getting a bit ahead of ourselves. Let’s start from the beginning. Since this is a book of questions, it seems only appropriate for this introduction to pose a few questions—about the book and its underlying educational philosophy. So Mr. Kipling’s Six Honest Serving Men, if you will, please lead the way:



What?

What are higher-level

thinking questions?

This is a loaded question (as should be all good questions). Using our analytic thinking skills, let’s break this question down into two smaller questions: 1) What is higher-level thinking? and 2) What are questions? When we understand the types of thinking skills and the types of questions, we can combine the best of both worlds, crafting beautiful questions to generate the range of higher-level thinking in our students!

Types of Thinking

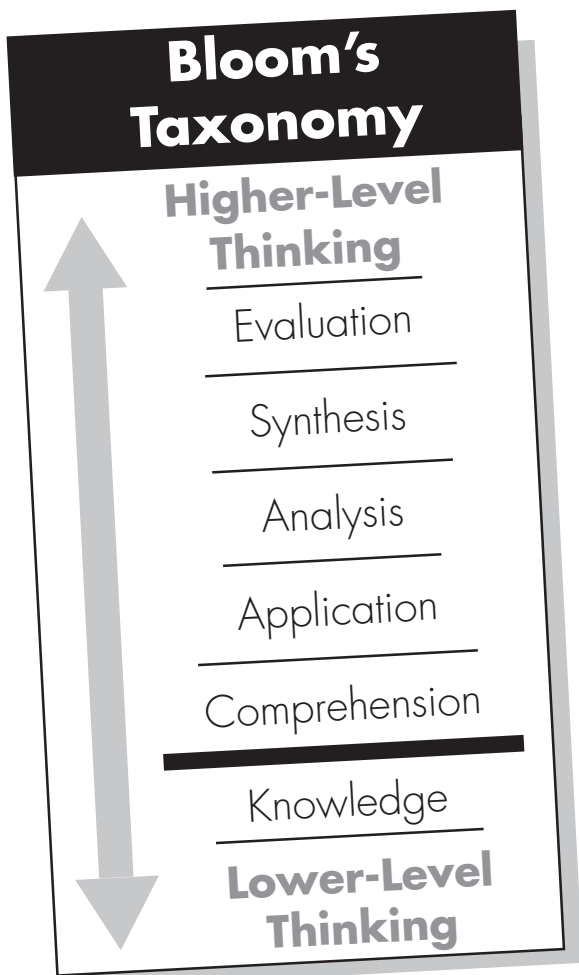
There are many different types of thinking. Some types of thinking include:

- applying
- assessing
- associating
- augmenting
- comparing
- connecting
- contrasting
- decision-making
- defining
- drawing conclusions
- elaborating
- eliminating
- empathising
- evaluating
- experimenting
- explaining
- generalising
- inferring consequences
- investigating
- inventing
- making analogies
- memorising
- planning
- predicting
- prioritising
- problem-solving
- recalling
- reducing
- reflecting
- relating
- reversing
- role-taking
- sequencing
- substituting
- summarising
- symbolising
- synthesising
- understanding
- thinking about thinking (metacognition)

This is quite a formidable list. It’s nowhere near complete. Thinking is a big, multifaceted phenomenon. Perhaps the most widely recognised system for classifying thinking and classroom questions is Benjamin Bloom’s Taxonomy of Thinking Skills. Bloom’s Taxonomy classifies thinking skills into six hierarchical levels. It begins with the lower levels of thinking skills and moves up to higher-level thinking skills:

1) Knowledge, 2) Comprehension, 3) Application, 4) Analysis, 5) Synthesis, 6) Evaluation. See Bloom’s Taxonomy on the following page.

The taxonomy was revised in 2001 by Lorin W. Anderson and David R. Krathwohl to incorporate new research into the framework.



Based on the work of Benjamin Bloom, the changes to the taxonomy were in three broad categories; terminology, structure and emphasis. The most notable changes were:

- Bloom's six major categories were changed from noun to verb forms
- the lowest level of the original, Knowledge was renamed and became Remembering
- Comprehension was retitled Understanding
- Evaluation became Evaluating and moved down below Synthesis, which became Creating.

In education, the term “higher-level thinking” often refers to the higher levels of Mr. Bloom's taxonomy. But Bloom's Taxonomy is but one way of organising and conceptualising the various types of thinking skills.

There are many ways we can cut the thinking skills pie. We can alternatively view the many different types of thinking skills as, well...many different skills. Some thinking skills may be hierarchical. Some may be interrelated. And some may be relatively independent.

In this book, we take a pragmatic, functional approach. Each type of thinking skill serves a different function. So called “lower-level” thinking skills are very useful for certain purposes. Memorising and understanding information are invaluable skills that our students will use throughout their lives. But so too are many of the “higher-level” thinking skills on our list. The more facets of students' thinking skills we develop, the better we prepare them for lifelong success.

Because so much classroom learning heretofore has focused on the “lower rungs” of the thinking skills ladder—knowledge and comprehension, or memorisation and understanding—in this series of books we have chosen to focus on questions to generate “higher-level” thinking. This book is an attempt to correct the imbalance in the types of thinking skills developed by classroom questions.

Types of Questions

As we ask questions of our students, we further promote cognitive development when we use Fat questions, Low-Consensus questions and True questions.

Fat Questions vs. Skinny Questions

Skinny questions are questions that require a skinny answer. For example, after reading a poem, we can ask: “Did you like the poem?” Even though this question could be categorised as an Evaluation question—Bloom's highest level of thinking— it can be answered with one monosyllabic word: “Yes” or “No”. How much thinking are we actually generating in our students?

We can reframe this question to make it a fat question: “What things did you like about the poem? What things did you dislike?” Notice no short answer will do. Answering this fattened-up question requires more elaboration. These fat questions presuppose not that there is only one thing but things plural that the student liked and things that they did not like. Making things plural is one way to make skinny questions fat. Students stretch their minds to come up with multiple ideas or solutions. Other easy ways to make questions fat is to add “Why or why not?” or “Explain” or “Describe” or “Defend your position” to the end of a question. These additions promote elaboration beyond a skinny answer. Because language and thought are intimately intertwined, questions that require elaborate responses stretch students’ thinking: They grapple to articulate their thoughts.

The type of questions we ask impact not just the type of thinking we develop in our students, but also the depth of thought. Fat questions elicit fat responses. Fat responses develop both depth of thinking and range of thinking skills. The questions in this book are designed to elicit fat responses—deep and varied thinking.

High-Consensus Questions vs. Low-Consensus Questions

A high-consensus question is one to which most people would give the same response, usually a right or wrong answer. After learning about sound, we can ask our students: “What is the name of a room specially designed to improve acoustics for the audience?” This is a high-consensus question. The answer (auditorium) is either correct or incorrect.

Compare the previous question with a low-consensus question: “If you were going to build an auditorium, what special design

features would you take into consideration?” Notice, to the low-consensus question there is no right or wrong answer. Each person formulates his or her unique response. To answer, students must apply what they learned, use their ingenuity and creativity.

High-consensus questions promote convergent thinking. With high-consensus questions we strive to direct students *what to think*. Low-consensus questions promote divergent thinking, both critical and creative. With low-consensus questions we strive to develop students’ *ability to think*. The questions in this book are low-consensus questions designed to promote independent, critical and creative thought.

True Questions vs. Review Questions

We all know what review questions are. They’re the ones in the back of every chapter and unit. Review questions ask students to regurgitate previously stated or learned information. For example, after learning about the rainforest we may ask: “What percent of the world’s oxygen does the rainforest produce?” Students can go back a few pages in their books or into their memory banks and pull out the answer. This is great if

we are working on memorisation skills, but does little to develop “higher-order” thinking skills.

True questions, on the other hand, are meaningful questions—questions to which we do not know the

answer. For example: “What might happen if all the world’s rain forests were cut down?” This is a hypothetical; we don’t know the answer but considering the question forces us to think. We infer some logical consequences based on what we know. The goal of true questions is not a correct answer, but the thinking journey students take to create a

Education is not the filling of a pail, but the lighting of a fire.

— William Butler Yeats



Environmental Issues

Question Cards

Environmental Issues

5 What are the causes of acid rain? What are the effects?



Environmental Issues

6 What are three negative effects pollution has on the environment?



Environmental Issues

7 If you were a local politician, not making too much money and big development company offered you millions of dollars to buy land that is supposed to be a wildlife preserve, what would you do?

Environmental Issues

8 The spotted owl is endangered and lives in a forest. If the forest is not cut down, many families will have no work and no money. If the forest is cut down, the owl will become extinct. What should be done?

Environmental Issues

Question Cards



Environmental Issues

9 If electric cars eliminate emissions and reduce smog pollution, why aren't they more popular yet? What would have to happen to have people switch over to electric cars?

Environmental Issues

10 We know CFCs (chlorofluorocarbons) can damage the ozone layer. CFCs are used in refrigerators and packing materials. Should we stop making refrigerators and packing materials? Why or why not?

Environmental Issues

11 It is feared that we are depleting our ozone and that there will be global warming? What's so bad about warmer weather?



Environmental Issues

12 People who own houses are sometimes against more land development in their area. Should people with homes be allowed to prevent more development in their area or should the land be open to everyone?



Environmental Issues



Question Starters

Use the question starters below to create complete questions.
Send your questions to a partner or to another team to answer.

1. What could we do

2. What are the effects of

3. How is pollution

4. Why is the ozone

5. How does recycling

6. What would happen if



7. What could you invent to

8. What do you know about





Rainforest Question Cards

Rainforest

1 Have you ever been to a tropical rainforest? If so, describe it. What did you like best? If not, would you like to visit one? What would you want to see most?

Rainforest

2 What would happen if the tropical rainforests of the world were cut down?




Rainforest


3 Do you think natives of the rainforest have the right to do as they please with the rainforest or should they have laws? Explain.

Rainforest

4 What can you do to help save the rainforests?




Rainforest Question Cards




Rainforest

9 The rainforest is sometimes called the “lungs of the earth”. What is another good metaphor for the rainforest?




Rainforest

10 Rainforest land is often cleared for raising cattle. What is an alternative?



Rainforest

11 Why do you think most of the world’s rainforests are near the equator?



Rainforest

12 Many rainforest plants may hold the key to medical breakthrough, but fewer than one percent have been studied for medical purposes. What might happen if we studied them all? What will happen if the plants become extinct?