


Contents

Introduction	5	Rain	32
Nametags and labels.....	5	Raindrop mask.....	32
Headbands	5	Toothbrush rain art	32
Paper bag and stick puppets.....	5	Rainy days booklet	32
Team tags and wristbands	5	Glitter raindrops garland	32
Weather and seasonal flags	5	Raindrops mobile.....	32
Sunny days, rainy days pockets	6	Raindrop mask pattern.....	33
Big and little	6	Raindrop labels.....	34
I can write	6	Raindrop pattern	35
Counting.....	6	Raindrop counters and sequencing	
Seasonal collages.....	6	patterns.....	36
Pocket folder patterns	7	Raindrop writing paper.....	37
Sun	17	Rainbow	38
Sun mask.....	17	Rainbow mask.....	38
Sun mobile.....	17	Paper towel rainbow flags.....	38
Shimmering sun.....	17	Under the rainbow writing pad.....	38
Popcorn sun.....	17	Rainbow mobile.....	38
Sun mask pattern	18	Rainbow mask pattern.....	39
Sun labels.....	19	Rainbow labels.....	40
Sun pattern.....	20	Rainbow pattern	41
Sun counters and sequencing patterns.....	21	Rainbow counters and sequencing	
Sun mobile patterns	22	patterns.....	42
Sun writing paper.....	24	Rainbow mobile patterns	43
Cloud	25	Rainbow writing paper.....	45
Cloud mask.....	25	Wind	46
Cloud pillows	25	Wind mask.....	46
Cloud cards	25	Wind mobile.....	46
Fancy clouds.....	25	Streamer creatures.....	46
Sparkling clouds mobile	25	Wind mask pattern.....	47
Cloud mask pattern	26	Wind labels.....	48
Cloud labels.....	27	Wind pattern	49
Cloud pattern.....	28	Wind counters and sequencing patterns	50
Lacing card cloud patterns.....	29	Streamer creature patterns.....	51
Cloud counters and sequencing patterns	30	Wind writing paper.....	53
Cloud writing paper	31		



Snow	54	Winter	78
Snowflake mask.....	54	Dressed for winter.....	78
Snowflake garland.....	54	On the ice.....	78
Snowflake frames.....	54	Skater pattern.....	78
Sparkling snowflakes.....	54	Mitten pattern.....	78
Wallpaper snowflake mobile.....	54	Mitten match.....	78
Snowflake mask pattern.....	55	Winter patterns.....	79
Snowflake labels.....	56	Winter clothing patterns.....	81
Snowflake pattern.....	57	Snowman labels.....	83
Snowflake counters and sequencing		Snowball counters and sequencing	
patterns.....	58	patterns.....	84
Snowflake writing paper.....	59	Snowman writing paper.....	85
Summer	60	Spring	86
Dressed for summer.....	60	Dressed for spring.....	86
Frogs on a log.....	60	My kite collage.....	86
Build a burger.....	60	Flowerpot match.....	86
Summer patterns.....	61	Kite pattern.....	86
Summer clothing patterns.....	63	Spring patterns.....	87
Picnic basket labels.....	65	Spring clothing patterns.....	89
Hamburger counters and sequencing		Flowerpot labels.....	91
patterns.....	66	Flower counters and sequencing	
Build a burger patterns.....	67	patterns.....	92
Picnic basket writing paper.....	69	Kite writing paper.....	93
Autumn	70	Weather dressing accessories.....	94
Dressed for autumn.....	70	Boy weather doll pattern.....	95
Apple basket match.....	70	Girl weather doll pattern.....	96
My leaf collage.....	70		
Basket and apple patterns.....	70		
Autumn patterns.....	71		
Autumn clothing patterns.....	73		
Pumpkin labels.....	75		
Apple counters and sequencing			
patterns.....	76		
Pumpkin writing paper.....	77		




Introduction

Learning about weather and seasonal changes is fun with the patterns and projects in this book. Children will practise colouring, cutting and pasting and develop creative skills as they make weather masks, seasonal dress-up paper dolls, labels and more.


Nametags and labels

Reproduce weather and season nametag patterns throughout this book for children to wear during field trips or to label their desks. Provide children with crayons or textas and scissors to colour and cut out their nametags and labels.




Headbands

Measure and cut cardboard headbands for each child. Provide crayons, textas, scissors and glue for children to colour and cut out weather or seasonal patterns to glue to their headbands. Help each child staple the ends of their headband to fit.



Paper bag and stick puppets

Reproduce cardboard weather masks for children to colour and cut out. Provide each child with either a paper bag or paint stirrer to tape to the back of their pattern. These paper bag and stick puppets are great props.

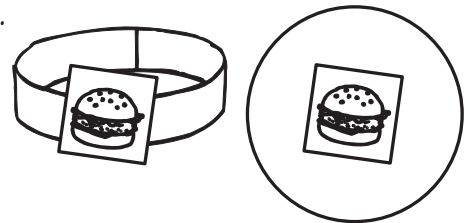


Team tags and wristbands

Identify team members for play or study activities with team tags and team wristbands.

Team tags: Provide each child with a construction paper circle and a weather or seasonal counter. Have children colour, cut out and glue a counter to each of their construction paper circles. Use a safety pin to attach a team tag to each child's shirt.

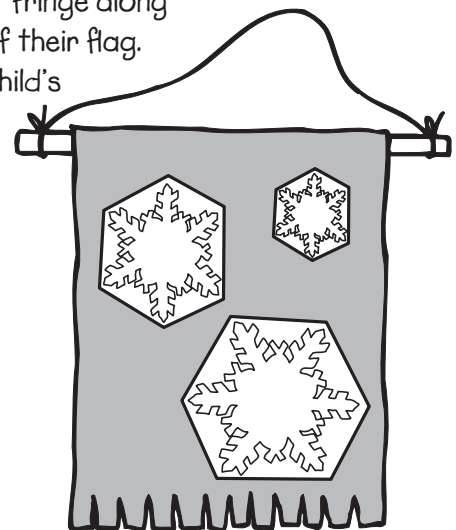
Wristbands: Measure and cut a cardboard wristband for each child. Provide children with weather or seasonal counters to glue to wristbands.



Weather and seasonal flags


Each child will need a large sheet of construction paper, a weather or seasonal pattern of their choice, a paint stirrer or wooden dowel and wool. Have children colour, cut out and glue each of their patterns to the centre of a sheet of construction paper. Help each child cut fringe along the bottom of their flag.

Staple each child's flag to a paint stirrer or wooden dowel. Cut and tie a length of wool to each end of the stirrer or dowel for hanging.




Sunny days, rainy days pockets

Provide children with construction paper and reproduce the cover pattern and one each of the pocket patterns on pages 7–16. Have children colour and cut out the patterns. Help each child tape the sides and bottom of each pocket to a separate sheet of construction paper. Then have children glue each of the four seasons patterns to a construction paper cover. Stack and staple each child's cover and pocket pages to form a booklet to store their weather and seasonal patterns.




Big and little

Reproduce the small, medium and large patterns found on each weather and seasonal counters page throughout this book for children to practise sorting by size.



I can write

Copy and provide children with weather and seasonal writing paper found throughout this book to practise writing their alphabet, beginning words, numerals and number words.





Seasonal collages

Provide children with seasonal patterns to create decorative collages for display or as gifts. Prepare a workstation with crayons, textas, scissors, glue, cotton balls, paint, brushes, glitter, bean, beads, buttons, wool and ribbon. Have children colour, cut out and glue patterns onto a sheet of cardboard. Then help each child attach a masking tape frame along the edges of the collage.





Counting

Copy the weather and seasonal counters throughout this book onto coloured construction paper and cut apart. Place matching counters in separate resealable plastic bags. Children can use these counters to practise counting and simple maths problems or to practise sorting.



Sunny days, rainy days pockets

Name _____



Sun pocket pattern

