




Contents

Introduction	4
I Can Colour Numbers	5
I Can Cut and Paste Numbers	16
I Can Match Numbers	27
I Can Write Numbers	37
Number Puppets	48
Numerals and Number Words	50
Number Sets	51
Counters	53
Number Blocks	55



Introduction

Reinforce numbers and number recognition with the activity sheets, number puppets, counters, number blocks and take-home books in this book.

Activity Sheets

Provide crayons, scissors and glue for children to complete activity sheets.

Take-home Books

Make construction paper folders for children to make take-home books. Provide each child with one of the book covers (pages 5, 16, 27, 37) to colour, cut out and paste to the front of their folder. Write each child's name on the cover. Reproduce, cut off the tops of accompanying activity sheets and staple inside folders for take-home skills practice books.

Number Puppets

Create number skills practice puppets. Enlarge and reproduce the number puppets, numerals, numbers words and number sets cards (pages 48-52). Colour and cut out the patterns. Glue each number puppet to a sheet of poster paper then laminate. Glue velcro squares, where indicated, on each puppet and to the back of each numeral, number word and number sets card. Have children participate in a number recognition game. Form two teams. Attach a numeral card to each puppet. Place the number sets and number word cards face up on a playing surface. Ask a child from one team to choose and name the matching number word or number set. If correct, the card is returned to the playing surface and the opposing team takes a turn. Tally correct matches on a sheet of paper. The team with the most correct matches wins.

Counters

Cover a shoe box with construction paper and write "counters" on the lid and sides. Reproduce and glue the counters on pages 53-54 onto sheets of cardboard. Cut the counters apart and place each set in a resealable plastic bag. Place the bags in the shoe box. Children can use the counters to practise counting or simple addition and subtraction maths problems.

Number Blocks

Reproduce, cut out and assemble the number blocks on pages 55-64. Have children place the number blocks in numeral, number word or number set order. Display blocks in a skills practice centre with puppet posters (positioned in order) for children to self-check their matching skills. Use the number blocks to introduce simple addition and subtraction maths skills.

