

Contents

Introduction	5	'K' cards	51
Specific letter games:		Little Mermaid's 'L' game	52
Alice in Wonderland's		Little Mermaid game board	53
match-the-'A' game	7	Counters & spinner	55
Alice's 'A' game board	8	The Mitten match-the-'M'	
'A' cards	10	words	56
'B' is for bears game	11	'M' cards	57
Game board	12	Noisy Nora's 'N' game	59
Counters & spinner	14	'N' game board	60
'C' is for Chicken Little game	15	'N' cards	62
Chicken Little game board	16	Non-'N' cards	63
'C' cards	18	The old lady who swallowed an	
Doggies match-the-'D' game	19	'O'	64
'D' cards	20	Old lady	65
Emperor's match-the-'E' clothes		'O' objects	66
game	22	Non-'O' cards	67
Emperor doll	23	Peter Pan's 'P' game	68
Empress doll	24	Peter Pan's park game board	69
'E' clothes	25	Counters & spinner	71
Find the 'F' fisherman game	27	Queen's starts-with-'Q' quilt	72
'F' fish	28	Queen's quilt game board	73
Non-'F' fish	29	'Q' squares	75
The Gingerbread Man's 'G'		Non-'Q' squares	76
game	30		
Gingerbread game board	31		
Counters & spinner	33		
Hansel & Gretel's 'H' house	34		
Hansel & Gretel game board	35		
'H' cards	37		
Non-'H' cards	38		
Incy Wincy Spider's 'I' web and			
flies	39		
Game board	40		
'I' flies	42		
Non-'I' flies	43		
Jack and the 'J' Beanstalk	44		
Jack and the Beanstalk patterns .	45		
'J' leaves	47		
King's starts-with-'K' kingdom	48		
Kingdom game board	49		



Rumpelstiltskin's 'R' word game..	77
'R' words	78
Snow White's 'S' cottage	80
Snow White's 'S' cottage game board.....	81
'S' objects	83
Thumbelina's 'T' flower petals	85
Thumbelina patterns.....	86
'T' petals.....	87
The Ugly Duckling's 'U' eggs	88
Ugly Duckling & nest	89
'U' eggs	90
Non-'U' eggs	91
Rip Van Winkle's 'V' word match-up	92
Van Winkle game board.....	93
'V' cards	94
Waking Sleeping Beauty's 'W' game	95
Waking Sleeping Beauty game board.....	96
Counters & spinner	98
Dr. Seuss' ends with 'X' Game	99
'X' game board.....	100
'X' cards	101
Yertle the Turtle's 'Y' word match.....	102
Yertle the Turtle game board	103
'Y' cards	104
Non-'Y' cards	105
'Z' in the zoo game	106
Zoo patterns	107
'Z' cards	109
Non-'Z' cards	110

Alphabet order games:

The princess' mattresses	111
Mattresses	112
Peas.....	114
The Three Little Pigs.....	115
Pig houses	116
Pictures	117
The Frog Prince	118
Game board	119
Counters and spinner	121
Rapunzel's alphabet ladder.....	122
Game board	123
Cards	125
Alphabet pages.....	126
Letter patterns	127
Alphabet pictures.....	153



Introduction

SuperGames for Early Language fosters reading-readiness skills by using fun and simple-to-make games that children will adore. The activities in this book help children learn to recognise alphabet letters, place letters in alphabetical order, match words that start with the same letter, organise pictures to make a story and match upper- and lowercase letters. Most of the games have familiar fairytale themes that children will recognise. Certain games feature popular children's books by such authors as Sandra Boynton and Dr. Seuss. Some game boards use counters and spinners, while others use cards that children match to the correct spots on the boards. Children also match Concentration cards.

Enhance the enjoyment of the games by introducing the stories to the children before the activity. You might read or tell a version of Goldilocks and the Three Bears before playing the 'B is for bears' game.




Further involve children in the creation of the game boards by having them help colour and cut out the game pieces. This will bolster children's creativity and fine motor skills.



Many of the games may be easily altered to suit your students' needs. For example, if you white-out letters on the ladder in Rapunzel's ABC Ladder, the children will put the letters in correct order on the blanks, rather than matching the uppercase and lowercase alphabet letters. Children can add their own game cards to The Three Little Pigs' match-the-word houses by drawing pictures of other items that start with letters 't', 's' and 'b', and cutting out the pictures. If children need additional help with the games, start by playing the games as a class. Divide the children into teams and act as the moderator. Once children become familiar with the rules of the games, they will be able to play on their own in small groups. Some games may be used by individual children in centres. Make copies of the games and instructions and send them home for the families to play with the children.

The multipurpose patterns in this book can easily be used in more than one way. For instance, you might enlarge certain patterns for noticeboard displays. Or use the patterns for desk or cubby labels, report covers or cutting and pasting activities. At the end of this book are alphabet pages, along with a page of suggestions for using these creative patterns.

Once children are familiar with the various types of games in *SuperGames for Early Language*, consider working as a class to make additional games based on other stories or children's books that your students enjoy.



Alice in Wonderland's match-the-'A' game

Alice falls down a rabbit hole and lands in Wonderland. In this game, items in Alice's Wonderland start with the letter 'A'. Children match the items to the 'A's on the game board.

Materials:

Alice's 'A' Game Board, 'A' Cards, tape, crayons or textas, scissors, large envelope

Directions:

1. Make a copy of the game board and patterns. Cut out the patterns. Join the two sheets of the game board using tape.
2. Colour as desired. The game board can be laminated, if desired.
3. The children take turns drawing cards from the pile. If the card is an item that starts with 'A', the child matches it to the correct place on the board. Otherwise, the child places the card face down and the next child takes a turn. There are no winners. The game is finished when all of the items that start with 'A' have been matched.
4. When the children have finished, the game can be stored in a large envelope.

Option:

Make a copy of the game board for each child. Have children colour in the items that start with the letter 'A'.

