

PATTERN PROJECTS

FARMS



by Marilyn G. Barr



HAWKER BROWNLOW
EDUCATION

Contents

Introduction	4	Farm Animal Patterns	9
Farm Animal Costumes and Props		Farm Animal Costume Patterns	20
Headbands	4	Farm Animal Puppets	42
Wand Masks	4	Farm Product Cards	53
Brown Grocery Bag Vests	5	More Farm Patterns	61
Pocket Puppets	5	Farmyard Bookmarks	68
Wand Puppets	5	Farm Games	72
Cereal Box Totes	5	Farm Babies Display Board Borders	81
Farm Games		Farm Animal Folder Toppers	86
Farm Babies Bingo	6		
Farm Products Match	6		
Race to the Barn Trail Game Board	7		
On the Farm Display Board	7		
Farm Skills Practice	8		
Farm Animal Folder Toppers	8		
Farmyard Bookmarks	8		
Farm Babies Borders	8		



Introduction

Teach children about farm life as they develop colouring, cutting and pasting skills with the activities and patterns found in *Pattern Projects: Farms*. Children will enjoy making farm animal costumes and props from poster board, cereal boxes and brown grocery bags. Provide apple, apple basket, chicken and egg patterns for children to practise alphabet or counting skills. Make a "Farm Babies Bingo" game board for children to practise sorting skills. Decorate display boards and work folders with cow, chicken, duck and other farm animal patterns and borders. Reproduce bookmarks for children to use while developing their reading skills.


Farm Animal Costumes and Props



Wand Masks

Materials: construction paper, mask patterns, crayons, textas, scissors, glue, large craft sticks.

Reproduce an animal mask pattern for each child. Provide crayons or textas and scissors for children to colour and cut out masks. Then help each child glue a large craft stick to the back of the mask to form a wand mask.



Headbands

Materials: poster board, headband patterns, crayons, textas, scissors, glue, tape

Cut a poster board headband for each child. Provide children with animal headband patterns to colour and cut out. Help each child glue the patterns onto a headband. Then wrap and tape each child's headband to fit.




Farm Animal Costumes and Props

Brown Grocery Bag Vests

Materials: brown grocery bags, farm animal costume patterns, crayons, textas, scissors, glue, wool, stapler


Each child will need a brown grocery bag to make a vest to match his or her animal mask and headband. Help each child cut a brown grocery bag to form a vest as shown on each costume pattern page. Have children colour, cut out and glue patterns onto their grocery bag vests. Then cut and staple wool ties to each child's vest.



Wand Puppets

Materials: construction paper, farm animal puppet patterns, crayons, textas, scissors, glue, craft sticks

Reproduce construction paper puppet patterns for children to make wand puppets to use during an *Old MacDonald's Farm* sing-a-long. Have children colour and cut out puppet patterns. Then help each child glue a craft stick to the back of his or her puppet.



Pocket Puppets


Materials: paper plates, farm animal mask patterns, crayons, textas, scissors, stapler

Nest and cut away 1/4 of two paper plates for each child. With insides facing each other, staple the plates together to form a pocket. Provide farm animal mask patterns for children to colour, cut out and glue to paper plate pockets.

Cereal Box Totes



Materials: cereal boxes, construction paper, farm animal patterns, crayons, textas, scissors, hole punch, wool

Cut off the tops of the cereal boxes. Help children cover boxes with coloured construction paper. Then have children colour and cut out farm patterns to decorate the boxes. Children glue their cutouts to the boxes. Punch two holes along each long side to thread and tie wool handles as shown here. Other dry food boxes can be used to make different-sized totes.



Farm Animal Puppets

Pigs and Piglets




Farm Animal Puppets

Dogs and Puppies



Farmyard Bookmarks


**My Cat
Bookmark**




**My Dog
Bookmark**



**My Farmyard
Bookmark**




**My Cat
Bookmark**




**My Dog
Bookmark**



**My Farmyard
Bookmark**



Farm Games
Farm Babies Bingo Board



Tokens

