

# CONTENTS

## KINDERGARTEN

Introduction to Kindergarten.....	5
Lessons about Caring for a Book .....	6
I Know How To Take Care Of Books – Storybook .....	7-11
Library Citizenship Bookmarks.....	12
How To Care For A Book – Worksheet.....	13
Caring for a Book – Maze .....	14
Dot-To-Dot Book Care.....	15
Learning About the Library Poster.....	16-17
Shelf Markers.....	18
Letter To Parents .....	19
Borrowing Books – Card Signing.....	20
Return Reminders/Awards .....	21
Storytelling Ideas.....	22

## GRADE ONE

Introduction to Grade One .....	23
Letter to Parents .....	24
How to Put Books on a Shelf .....	25
Shelf Marker .....	26
Books Are Put in Alphabetical Order.....	27
Learning To Put Books in Alphabetical Order .....	27-29
Fill in the Missing Books.....	30
Which Book Comes Next?.....	31
Let’s Look at 2 Letters .....	32-33
Borrowing Library Books .....	34
I’m A Good Library Citizen.....	35
Book Care Bookmarks .....	36
What is an Author? .....	37
What is an Illustrator? .....	38
Working Together as an Author/Illustrator Team.....	39
A Title Helps You Find the Right Book.....	40
Can You Find the Right Book? .....	41-42
Title Page.....	43
The Title Page Activity Pages .....	44-46
Table Page .....	47
Table Page Activity Pages.....	48-50
Picture Page .....	51
Picture Page Activity Pages.....	52-53
Different Kinds of Books - Fiction/Nonfiction .....	54
Colour the Fiction Book.....	55
Which is a Fiction Book? .....	56-57

Colour the Nonfiction Book .....	58
Which is a Nonfiction Book? .....	59-60
Draw the Cover of Your Favourite Book.....	61
Print the Title on the Spine of Your Favourite Book .....	62
Review Library Words .....	63
Reading Incentive Charts .....	6

## **GRADE TWO**

Introduction to Grade Two.....	65
Book Care Review .....	66
Bookmarks for Good Library Citizenship .....	67
Borrowing a Book From the Library .....	68
Parts of a Book - Review .....	69
The Title Page.....	70
The Title Page Activity Pages.....	71-76
The Title Page & Copyright Page Activity Pages .....	77-78
Table of Contents.....	79
Table of Contents Activity Pages .....	80-84
The Book Index.....	85
Book Index Activity Pages .....	86-89
The Illustration Page & Activities.....	90-91
Kinds of Books - Fiction and Nonfiction.....	92
Finding a Fiction and Nonfiction Book .....	93
Make a List of Fiction and Nonfiction.....	94
Putting Fiction Call Numbers In Order.....	95
Write the Call Numbers.....	96-98
Arrange the Fiction Books .....	99-100
Nonfiction Books and Their Call Numbers .....	101
The Ten Sections of The Library .....	102
The Nonfiction Section of the Library Activity Pages .....	103-106
Putting Nonfiction Call Numbers in Order Activity Pages.....	107-111
Library Subjects .....	112-114
Putting Subject Cards in Order.....	115-116
Which Subject? .....	117
Write Your Own Subject List .....	118
Write Your Own Subject Card.....	119
Matching Book Titles To Subjects .....	120
Where Are Subject Cards Found?.....	121
Matching Subjects To The Correct Catalogue Drawer.....	122
Grade Two Library Awards.....	123
My Favourite Books .....	124
Suggested Authors for Lower Primary Level Children.....	125
Glossary .....	126-127

# CARING FOR A BOOK

Caring for a book is a responsibility that needs to be taught. Young children are often hard on books and materials without realising that their carelessness can cause damage. Here are some ideas that will assist you in teaching young children how to care for a book.


- **Brainstorm** with the children all their ideas about how one should care for a book. Children very often have excellent ideas about proper book care.

- **Book bags** are an excellent habit to instill in young children for use on library day. Discuss with the children how the book bag (or back pack) will protect the book when they carry it to and from school.

- **Book patrol badges** made from cardboard and covered with foil are a project that the children can wear as they investigate and look for books in the library that need repair. Discuss the importance of telling the librarian when a book is damaged. Damaged books must be repaired by the librarian.

- Use the reproducible colouring book, ***I Know How To Take Care Of A Book (The Story of Leo, the Library Mouse)***, found on pages 7 to 11. Read the book to the class and discuss the book care rules. The children may take the book home to share with their parents. Purchase a stuffed animal mouse or ask parents to donate a mouse that could be used as the kindergarten library mascot. Let your 'Leo' join the class at storytime.

- Praise the children for properly caring for books. Reproducible **Bookmark Awards** (page 12), **Library Citizenship Poster** (pages 16 & 17), and **Library Awards** (page 21) are provided for you.




# I Know How To Take Care Of A Book

(The Story of  
'Leo, the Library Mouse')



A 'Read-At-Home' Book

Coloured by \_\_\_\_\_




Hi! My name is Leo, the Library Mouse. I love the library and I love books! I know how to take good care of books. Read and colour my book and you will know how to take good care of books too!

## LIBRARY CITIZENSHIP BOOKMARKS


Reproduce the bookmarks. Use as rewards or as a springboard for a lesson about library citizenship.

child's name

**\_\_\_\_\_**  
**was a**  
**good**  
**listener**  
**at**  
**library**  
**story**  
**time!**



Have you ever  
heard the  
expression,  
'*Quiet as a*  
*mouse?*'  
In our library  
you may talk –  
but not too loud!



The librarian  
wants you to ask  
questions and  
talk about the  
books you are  
looking at.  
Just remember to  
speak in an  
'inside voice'.

Many good  
friends  
can be found  
in a book.  
Who are some  
of your  
favourite  
characters?

